

Datasheet - EX-T3Z 068-22YR

Pull-wire emergency stop switches / EX-T3Z 068



- Metal enclosure
- two-side operation / wire up to 2 x 50 m long
- Robust design
- Low actuating force
- Ex certified
- Pull-ring reset
- wire pull and breakage detection
- 2 switches in one enclosure

(Minor differences between the printed image and the original product may exist!)

Ordering details

Product type description	EX-T3Z 068-22YR
Article number	101209850
EAN Code	4030661386430
eCl@ss	27-37-12-90

Approval


Approval	EEX IECEX INMETRO
----------	-------------------------

Classification

Standards	EN ISO 13849-1
B10d Normally-closed contact (NC)	100.000
Mission time notice	20 Years
	$MTTF_d = \frac{B_{10d}}{0,1 \times n_{op}}$
	$n_{op} = \frac{d_{op} \times h_{op} \times 3600 \text{ s/h}}{t_{cycle}}$

Global Properties

Permanent light	EX-T3Z 068
-----------------	------------

Standards	EN 60947-5-1, EN 60947-5-5, EN ISO 13850, EN 60079-0, EN 60079-31, ABNT NBR IEC 60947-5-1, ABNT NBR IEC 60947-5-5, ABNT NBR IEC 60079-0, ABNT NBR IEC 60079-31
Compliance with the Directives (Y/N) 	Yes
Materials	
- Material of the housings	cast iron, painted
- Material of the cover	cast iron, painted
- Material of the contacts	Silver
Weight	4650
Emergency-Stop button (Y/N)	No

Mechanical data

Design of electrical connection	Screw connection
Cable section	
- Min. Cable section	0,75
- Max. Cable section	1.5
Mechanical life	50000 operations
notice	All indications about the cable section are including the conductor ferrules.
Actuating force	max. 50 N (30 N in direction of rope)
Indicator lamp (Y/N)	No
Key reset (Y/N)	No
Pull-ring reset (Y/N)	Yes
Positive break angle	32 °
Positive break torque	18
Positive break force	50
Length of wire	max. 2 x 50 m

Ambient conditions

Ambient temperature	
- Min. environmental temperature	-20
- Max. environmental temperature	+60
Protection class	IP65, IP66 to IEC/EN 60529 ABNT NBR IEC 60529

Electrical data

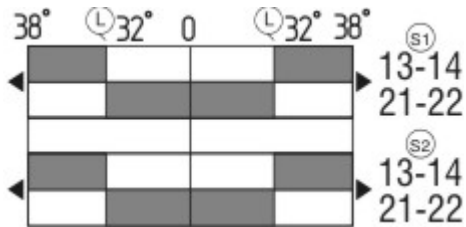
Design of control element	Normally open contact (NO), Opener (NC)
Switching principle	Snap switch element
Number of auxiliary contacts	2
Number of safety contacts	2
Rated impulse withstand voltage U_{imp}	4 kV
Rated insulation voltage U_i	250 V
Thermal test current I_{the}	10 A
Utilisation category	AC-15: 230 V / 2,5 A, DC-13: 24 V / 6 A
Max. fuse rating	6 A gG D-fuse

ATEX






EX-marking	EX II 2D Ex tb IIIC T90°C Db
Explosion protection categories for gases	None
Explosion protection Zones for gases	None
Explosion protected category for dusts	2D

notice

At 3 m distance intermediate wire supports are required, see accessories

Switch travel diagram

Notes Switch travel diagram

-  Contact closed
-  Contact open
-  Setting range
-  Break point
-  Positive opening sequence/- angle
- VS** adjustable range of NO contact
- VÖ** adjustable range of NC contact
- N** after travel

Ordering suffix

The applicable ordering suffix is added at the end of the part number of the safety switch.

Order example: EX-T3Z 068-22YR-**1637**

...-**1637**

0,3 µm gold-plated contacts

Ordering code

EX-T3Z 068 -(1)YR

(1)	
11	1 Normally open contact (NO) / 1 Opener (NC)
22	2 Normally open contact (NO) / 2 Opener (NC)
33	3 Normally open contact (NO) / 3 Opener (NC)
(2)	
1637	gold-plated contacts

Documents

Operating instructions and Declaration of conformity (jp) 393 kB, 10.02.2014

Code: mrl_ex-t3z068_jp

Operating instructions and Declaration of conformity (es) 333 kB, 12.02.2018

Code: mrl_ex-t3z068_es

Operating instructions and Declaration of conformity (br) 339 kB, 06.02.2018

Code: mrl_ex-t3z068_br

Operating instructions and Declaration of conformity (it) 331 kB, 16.02.2018

Code: mrl_ex-t3z068_it

Operating instructions and Declaration of conformity (fr) 336 kB, 09.03.2018

Code: mrl_ex-t3z068_fr

Operating instructions and Declaration of conformity (nl) 332 kB, 07.08.2018

Code: mrl_ex-t3z068_nl

Operating instructions and Declaration of conformity (de) 294 kB, 06.02.2018

Code: mrl_ex-t3z068_de

Operating instructions and Declaration of conformity (pt) 339 kB, 06.02.2018

Code: mrl_ex-t3z068_pt

Operating instructions and Declaration of conformity (en) 334 kB, 06.02.2018

Code: mrl_ex-t3z068_en

Operating instructions and Declaration of conformity (pl) 351 kB, 14.06.2018

Code: mrl_ex-t3z068_pl

BG-test certificate (de) 239 kB, 21.10.2014

Code: z_ex-p04

BG-test certificate (en) 293 kB, 21.10.2014

Code: z_ex-p03

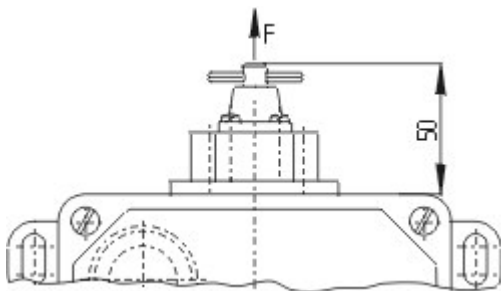
INMETRO certification (br) 492 kB, 05.04.2017

Code: q_ex-p01

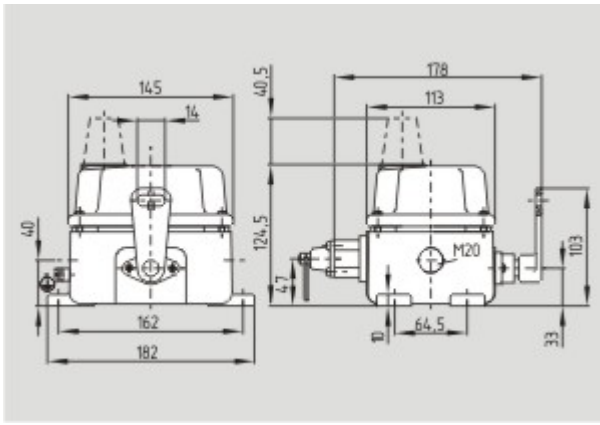
IECEx certification (en) 101 kB, 21.10.2014

Code: p_ex-p01

Images



Dimensional drawing (basic component)



Dimensional drawing (basic component)

System components

Accessories



101162986 - Eyebolt BM 8 x 70



101192471 - Eyebolt BM 8 x 70 NIRO



101084928 - Eyebolt BM 10 x 40



101203477 - Wire clamp 3 mm NIRO



101203569 - Wire clamp 4 mm NIRO

101203478 - Wire clamp 5 mm NIRO



101190917 - Duplex wire clamp 3 mm NIRO

- for Wire rope Ø 3 mm



101203569 - Duplex wire clamp 4 mm NIRO

- for Wire rope Ø 3 mm



101196043 - Egg-shaped wire clamp GR 3

- for Wire rope Ø 3 mm



101077072 - Egg-shaped wire clamp GR 4

- for Wire rope Ø 4 mm



101203472 - WIRE THIMBLE 3 mm NIRO

- for Wire rope Ø 3 mm
- to DIN 6899



101170750 - WIRE THIMBLE 4 mm

- for Wire rope Ø 4 mm
- to DIN 6899



101203475 - WIRE THIMBLE 4 mm NIRO

- for Wire rope Ø 4 mm
- to DIN 6899





101203476 - WIRE THIMBLE 5 mm NIRO

- for Wire rope \varnothing 5 mm
- to DIN 6899



101192433 - PULLEY

- for Wire rope \varnothing 3 mm
- To guide the wire rope where the path is not a straight line



101087930 - TENSIONING JACK M6

- For exact adjustment of the tension of the wire rope
- to DIN 1480



101087931 - TENSION SPRING RZ-136E

- To maintain the reaction force



101186490 - SHACKLE NIRO

- Shackle for fixing the wire rope to the eyebolt



101078670 - WIRE ROPE 5 mm

- With red PVC sheath
- \varnothing 5 mm total
- Steel core \varnothing 3 mm
- Quantity: Meter



103003628 - WIRE UNIT COMPLETE 5 m

- Ready-to-fit
- With red PVC sheath

103003629 - WIRE UNIT COMPLETE 10 m

- Ready-to-fit
- With red PVC sheath



103003865 - WIRE UNIT COMPLETE 15 m

- Ready-to-fit
- With red PVC sheath



103003866 - WIRE UNIT COMPLETE 20 m

- Ready-to-fit
- With red PVC sheath



101170761 - WIRE UNIT COMPLETE 25 m

- Ready-to-fit
- With red PVC sheath



103003630 - WIRE UNIT COMPLETE 30 m

- Ready-to-fit
- With red PVC sheath



103003867 - WIRE UNIT COMPLETE 40 m

- Ready-to-fit
- With red PVC sheath



103003631 - WIRE UNIT COMPLETE 50 m

- Ready-to-fit
- With red PVC sheath



101186704 - rope tensioner S 900

- Smooth adjustment
- Only one tool
- Antiskid
- Time-saving
- Ergonomic
- No risk of injury



K.A. Schmersal GmbH & Co. KG, Möddinghofe 30, D-42279 Wuppertal

The data and values have been checked thoroughly. Technical modifications and errors excepted.

Generiert am 20.10.2018 - 16:10:01h Kasbase 3.3.0.F.64I