



Principle and Advantages of the Push-In Fitting

The **push-in fitting** is the most intuitive way of connecting tubes to a fitting in order to create a fluid distribution network. Thanks to its **quick installation**, versatility and **exceptional lifespan**, the push-in fitting contributes to improving machine efficiency. Moreover, the advanced patented design of the LF 3000® contributes to reducing **total cost of use**.

Connection

- Manual connection and disconnection without the use of tools
- Release button available in 5 colours, to identify different circuits



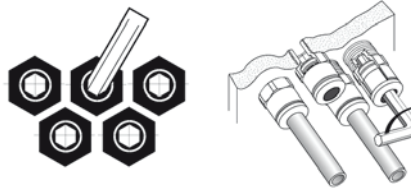
Assembly

All straight connectors are fitted with an internal hexagon for ease of assembly with the use of an Allen spanner. This enables assembly in restricted spaces.

Threads



Close Porting Assembly



Our fittings are designed for internal (above) or external assembly.

Sealing and 100 % Leak-Tested

The quality of the sealing material, selected specifically for the application, ensures excellent longevity of the fitting. In this way, Parker Legris offers the best return on investment on the market.

Quality of Design


- Unique and patented sealing technology
- Rigorous selection of materials:
NBR: ideally suited for compressed air
EPDM: perfectly suited for food and beverage
FKM: all fluids and high temperatures
- 100 % leak-tested in the production process

Benefits of Use

- The lowest leak rate on the market, whatever the temperature and length of use
- Perfectly suited to primary vacuum
- Full bore for optimum flow
- Optimum gripping of tube guaranteed


Gripping Ring Technology

- Ideal for polymer tubing, even for soft tubing
- Excellent tube guidance
- No tube movement under pressure
- Very compact solution




Gripping with Collet

- For polymer and grooved metal tubing (groove drawings available on request)
- Resistant to high pressure, excellent lifespan
- Robust solution for harsh environments



Gripping with Reversed Collet

- For rigid polymer and grooved metal tubing
- Resistant to high pressure
- Excellent durability
- Optimum sealing



LF 3000® Push-In Fittings Range

Stud Fittings

Straights

3175
BSPT/NPT
Page 1-7



3101
BSPP/Metric
Page 1-8



3181
Metric
Page 1-8



3114
BSPP/Metric
Page 1-9



3121
BSPT/NPT
Page 1-9



3131
BSPP/Metric
Page 1-10



Straights - Inch

3175
NPT/BSPT
Page 1-7/8



3121
NPT
Page 1-9



Elbows

3109
BSPT/NPT
Page 1-10



3199
BSPP/Metric
Page 1-11



3192
BSPP
Page 1-12



3129
BSPT
Page 1-12



3169
BSPP/Metric
Page 1-13



3113
BSPT
Page 1-13



3133
BSPP/Metric
Page 1-13



3109
NPT/BSPT
Page 1-11



Elbows - Inch

Tees

3108
BSPT
Page 1-14



3198
BSPP/Metric
Page 1-14



3103
BSPT
Page 1-14



3193
BSPP/Metric
Page 1-15



Y

3148
BSPT
Page 1-15



3158
BSPP/Metric
Page 1-15



3112
BSPT
Page 1-16



3132
BSPP
Page 1-16



Cartridge

3100
Carstick®
Page 1-16



Cartridge - Inch

3100
Carstick®
Page 1-16



Tube-to-Tube Fittings

Straight

3106
Page 1-17



Straight - Inch

3106
Page 1-17



Elbow

3102
Page 1-17



Elbow - Inch

3102
Page 1-17



Tee

3104
Page 1-18



Tee - Inch

3104
Page 1-18



Y

3140
Page 1-18



Cross

3107
Page 1-19



Bulkhead Connector Fittings

Straights

3116
Page 1-20



3146
Page 1-20



3136
Page 1-20



Elbow

3139
Page 1-20



Multiple Fittings

Y

3144
Page 1-21



Tee

3304
Page 1-21



Elbow

3306
Page 1-21



Manifold

3310
Page 1-21



LF 3000® Push-In Fittings Range

Plug-In Fittings and Accessories

Elbows

3182
Page 1-22

3184
Page 1-22

3180
Page 1-22

Tees

3183
Page 1-23

3188
Page 1-23

Y

3142
Page 1-23

3143
Page 1-23

Elbows - Inch

3182
Page 1-22



Accessories

3120
Page 1-24

3166
Page 1-24

3168
Page 1-24

3126
Page 1-25

3122
Page 1-25

3151
Page 1-25

Accessories - Inch

3166
Page 1-24

3168
Page 1-24

3126
Page 1-25



Banjo Fittings

Banjo Fittings

3118
BSP/Metric
Page 1-27

3018
BSPT
Page 1-27

3124
BSP/Metric
Page 1-27

3149
BSP/Metric
Page 1-27

3119
BSP/Metric
Page 1-27



Modular Banjo Fittings

3538
Single Body
Page 1-28

3539
Double Body
Page 1-28

3549
Y Body
Page 1-28

3527
BSP/Metric
Page 1-29

3528
BSP/Metric
Page 1-29

3529
BSP
Page 1-29

3524
BSP/Metric
Page 1-29



Multi-Connectors

3300
Page 1-31

3320
Page 1-31

3321
Page 1-31

3329
Page 1-31

3379
Page 1-32

3381
Page 1-32



Self-Sealing and Oscillating Fittings

Self-Sealing Fittings

3391
BSP
Page 1-35

3091
BSPT
Page 1-35

3160
Page 1-35

Oscillating Fittings

3159
BSPT
Page 1-35

3189
BSP/Metric
Page 1-35



Accessories for Push-In Fittings

3130
Page 1-37

Clip
Page 1-37

3000 70
Page 1-37

3110
Page 1-37

0178
BSP/Metric
Page 1-37

0222
BSP/Metric
Page 1-37



LF 3000® Push-In Fittings

The LF 3000® range, with its wide variety of shapes and configurations, allows you to find **the perfect product to meet your needs** and thus **optimise the use** of your equipment.

Product Advantages

World-Class Performance

- 40 years of expertise
- Full bore for optimum flow
- Ideal for vacuum or pressure applications
- Automatic sealing guaranteed, in both static and dynamic applications
- Materials with high resistance
- Durability of product and equipment

Optimal Design

- 100% leak-tested in production
- Date coding to guarantee quality and traceability
- Compact and aesthetic design: reduced dimensions for space-saving
- Tube fixed during connection, preventing leakage
- Conforms to ISO 14743
- Excellent vacuum performance thanks to the patented sealing technology
- Lightweight: reduced energy consumption of operating systems
- Parallel threaded fitting with a patented captive O-ring seal
- Maximum flexibility due to the wide product range



- Applications
- Robotics
 - Automotive Process
 - Pneumatics
 - Semi-Conductors
 - Textile
 - Packaging
 - Vacuum

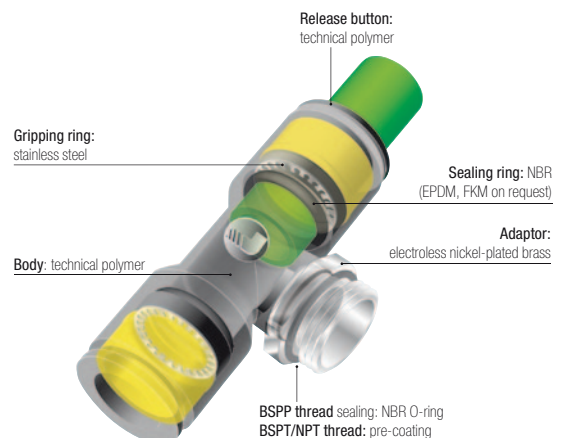
Technical Characteristics

Compatible Fluids	Compressed air Other fluids: please consult us
Working Pressure	Vacuum to 20 bar
Working Temperature	-20°C to +80°C

Tightening Torque (daN.m)	Threads								
	M3 x0.5	M5 x0.8	M7 x1	M10 x1	M12 x1.5	G1/8	G1/4	G3/8	G1/2
	0.06	0.16	0.8	0.8	1.1	0.8	1.2	3	3.5

Reliable performance is dependent upon the type of fluid conveyed, component materials and tubing being used.
Use is guaranteed with a vacuum of 755 mm Hg (99% vacuum).

Component Materials



Silicone-free


Regulations

ISO 14743: Pneumatic fluid power, push-in connectors for thermoplastic tubes
DI: 97/23/EC (PED)

DI: 2002/95/EC (RoHS), 2011/65/EC
DI: 1907/2006 (REACH)


Stud Fittings

3175 Stud Fitting, Male BSPT Thread

ØD	C					F1	F2	H	kg
			Nickel-plated brass, NBR						
4	R1/8	3175 04 10	10	3	9.5	0.005			
	R1/4	3175 04 13	14	3	6.5	0.012			
	R3/8	3175 04 17	17	3	8	0.024			
6	R1/8	3175 06 10	10	4	11.5	0.005			
	R1/4	3175 06 13	14	4	8.5	0.011			
	R3/8	3175 06 17	17	4	8.5	0.022			
8	R1/2	3175 06 21	21	4	9	0.043			
	R1/8	3175 08 10	13	5	20	0.011			
	R1/4	3175 08 13	14	6	17	0.014			
10	R3/8	3175 08 17	17	6	13	0.021			
	R1/2	3175 08 21	21	6	12	0.040			
	R1/8	3175 10 10	16	5	22.5	0.017			
12	R1/4	3175 10 13	16	7	20	0.017			
	R3/8	3175 10 17	17	8	16.5	0.019			
	R1/2	3175 10 21	21	8	14	0.037			
14	R1/4	3175 12 13	19	7	26.5	0.029			
	R3/8	3175 12 17	19	9	24	0.028			
	R1/2	3175 12 21	21	10	19.5	0.036			
16	R3/8	3175 14 17	22	9	28.5	0.043			
	R1/2	3175 14 21	24	10	23.5	0.047			
16	R3/8	3175 16 17	27	9	32.5	0.068			
	R1/2	3175 16 21	27	12	32.5	0.079			

Pre-coated thread


3175 Stud Fitting, Male NPT Thread

ØD	C					F1	F2	H	kg
			Nickel-plated brass, NBR						
6	NPT1/8	3175 06 11	11	4	11.5	0.006			
	NPT1/4	3175 06 14	14	4	8.5	0.012			
	NPT1/4	3175 10 14	16	7	20	0.018			
10	NPT3/8	3175 10 18	18	8	16.5	0.023			
	NPT1/2	3175 10 22	22	8	14	0.037			
12	NPT3/8	3175 12 18	19	9	24	0.030			
	NPT1/2	3175 12 22	22	10	19.5	0.037			

Pre-coated thread

3175 Stud Fitting, Male NPT Thread

Inch

ØD	C					F1	F2	H	kg
			Nickel-plated brass, NBR						
1/8	NPT1/8	3175 53 11	11	2	7.2	0.006			
	NPT1/4	3175 53 14	14	2	8	0.016			
1/4	NPT1/8	3175 56 11	11	4	11.9	0.006			
	NPT1/4	3175 56 14	14	4	9.4	0.013			
	NPT3/8	3175 56 18	18	5	7.6	0.024			
3/8	NPT1/8	3175 60 11	16	4	22.7	0.019			
	NPT1/4	3175 60 14	16	7	20.5	0.019			
	NPT3/8	3175 60 18	18	7	17.5	0.026			
1/2	NPT3/8	3175 62 18	22	9.5	25.9	0.047			
	NPT1/2	3175 62 22	24	9.5	22.1	0.064			

Pre-coated thread

Other products are available upon request; please do not hesitate to consult us.

Stud Fittings

3175

Stud Fitting, Male BSPT Thread

Inch

ØD	C	📄				kg
			F1	F2	H	
1/8	R1/8	3175 53 10	11	3	8.5	0.005
	R1/8	3175 55 10	11.1	3.2	15.5	0.009
3/16	R1/4	3175 55 13	14.3	4	15	0.020
	R1/8	3175 56 10	11	4	12	0.006
1/4	R1/4	3175 56 13	14	4	9.5	0.021
	R1/4	3175 60 13	18	5	7.5	0.017
3/8	R3/8	3175 60 17	13	5	20	0.019
	R1/2	3175 60 21	14	6	16.8	0.061
1/2	R1/4	3175 62 13	22	6	26.9	0.044
	R3/8	3175 62 17	22	7	25.9	0.048
	R1/2	3175 62 21	24	7	20.5	0.049

Pre-coated thread

3101

Stud Fitting, Male BSPP and Metric Thread

ØD	C	📄				kg	
			E	F1	F2		H
3	M3x0.5	3101 03 09*	2.5	8	-	12.5	0.003
	M5x0.8	3101 03 19	3.5	8	2.5	12.5	0.004
	M3x0.5	3101 04 09*	2.5	8	-	14.5	0.003
4	M5x0.8	3101 04 19	3	9	2.5	14	0.003
	M7x1	3101 04 55	5	10	2.5	14	0.004
	G1/8	3101 04 10	5	13	3	11.5	0.007
6	G1/4	3101 04 13	5.5	16	3	10.5	0.011
	M5x0.8	3101 06 19	3	11	2.5	16	0.005
	M7x1	3101 06 55	5	10	3	16	0.006
	M10x1	3101 06 60	5	13	4	13	0.007
	M12x1.5	3101 06 67	5.5	15	4	13	0.009
	G1/8	3101 06 10	5	13	4	13	0.007
	G1/4	3101 06 13	5.5	16	4	12.5	0.011
	G3/8	3101 06 17	5.5	20	4	13	0.020
	G1/2	3101 06 21	7.5	24	4	20	0.040
8	M10x1	3101 08 60	5	13	5	21	0.011
	M12x1.5	3101 08 67	5.5	15	5	21	0.015
	G1/8	3101 08 10	4.5	13	5	20.5	0.011
	G1/4	3101 08 13	5.5	16	6	19.5	0.016
	G3/8	3101 08 17	5.5	20	6	18	0.022
	G1/2	3101 08 21	7.5	24	6	16.5	0.039
	G1/4	3101 10 13	5.5	16	7	23	0.018
	G3/8	3101 10 17	5.5	20	8	19.5	0.021
	G1/2	3101 10 21	7.5	24	8	18.5	0.033
10	G1/4	3101 12 13	5.5	19	7	27.5	0.027
	G3/8	3101 12 17	5.5	20	9	27	0.029
	G1/2	3101 12 21	7	24	11	22.5	0.035
14	G3/8	3101 14 17	5.5	22	9	29.5	0.041
	G1/2	3101 14 21	7	24	11	28	0.047
16	G3/8	3101 16 17	7.5	27	9	32.5	0.061
	G1/2	3101 16 21	9	27	12	32.5	0.066

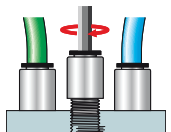
* Bi-material O ring seal

3181

Stud Fitting Round Body, Male Metric Thread


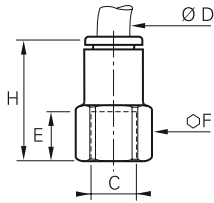

ØD	C	📄				kg	
			E	F	G		H
4	M5x0.8	3181 04 19	3.5	2.5	8.5	14.5	0.005
	M7x1	3181 04 55	5	3	10	14	0.004
6	M5x0.8	3181 06 19	3.5	2.5	11	16	0.007
	M7x1	3181 06 55	5	3	10	16	0.005

The internal hexagon and circular external shape ensure that model 3181 provides highly compact assembly. They can be easily installed with an Allen key without the need of a spanner.


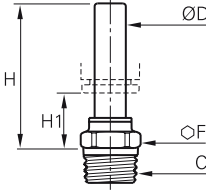



Stud Fittings

3114 Stud Fitting, Female BSPP and Metric Thread


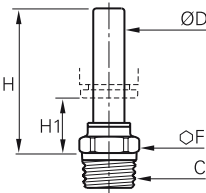

	Nickel-plated brass, NBR		ØD	C		E	F	H	kg
			M5x0.8	3114 04 19		6.5	8	19.5	0.005
4			G1/8	3114 04 10		9.5	13	22.5	0.010
			G1/4	3114 04 13		13.5	16	26.5	0.015
6			G1/8	3114 06 10		9.5	13	24.5	0.011
			G1/4	3114 06 13		13.5	16	28.5	0.017
8			G1/8	3114 08 10		9.5	13	29	0.015
			G1/4	3114 08 13		13.5	16	33	0.021
			G3/8	3114 08 17		14	19	34	0.025
10			G1/4	3114 10 13		13.5	16	36	0.027
			G3/8	3114 10 17		14	19	36	0.027
			G1/2	3114 10 21		19.5	24	41.5	0.048
12			G3/8	3114 12 17		14	19	40	0.033
			G1/2	3114 12 21		19.5	24	45.5	0.052
14			G3/8	3114 14 17		14	22	42.5	0.057
16			G1/2	3114 16 21		15	27	49	0.096

3121 Stud Standpipe, Male BSPT Thread

	Technical polymer, nickel-plated brass		ØD	C		F	H	H1	kg
			R1/8	3121 04 10		10	26	14	0.005
4			R1/4	3121 04 13		14	26.5	14.5	0.014
			R1/8	3121 06 10		10	28	14	0.005
6			R1/4	3121 06 13		14	28.5	14.5	0.014
			R1/8	3121 08 10		10	29.5	11	0.006
8			R1/4	3121 08 13		14	28.5	10	0.012
			R3/8	3121 08 17		17	28.5	10	0.015
			R1/4	3121 10 13		15	36	15.5	0.012
10			R3/8	3121 10 17		17	36	15.5	0.017
			R1/2	3121 10 21		21	36	15.5	0.028
12			R3/8	3121 12 17		17	36.5	12	0.018
			R1/2	3121 12 21		21	36.5	12	0.028
14			R1/2	3121 14 21		21	41	13.5	0.042

Pre-coated thread


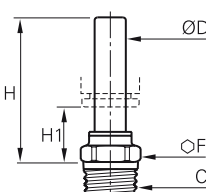

3121 Stud Standpipe, Male NPT Thread

	Technical polymer, nickel-plated brass		ØD	C		F	H	H1	kg
			NPT1/8	3121 04 11		11	25.9	14.5	0.007
4			NPT1/4	3121 04 14		14	26.4	15	0.017
			NPT1/8	3121 08 11		11	29.5	10.9	0.008
8			NPT1/4	3121 08 14		14	28.4	9.9	0.014

Pre-coated thread
5/32" (4 mm) and 5/16" (8 mm) are also available

3121 Stud Standpipe, Male NPT Thread

Inch

	Technical polymer, nickel-plated brass		ØD	C		F	H	H1	kg
			1/4	NPT1/8	3121 56 11	11	30	15.5	0.001
				NPT1/4	3121 56 14	14	28.4	14.5	0.001
				NPT1/8	3121 60 11	15	44.4	16.5	0.013
3/8				NPT1/4	3121 60 14	15	36.1	17	0.014
				NPT3/8	3121 60 18	18	36.1	15.5	0.023
1/2				NPT3/8	3121 62 18	17	36.6	9.4	0.026
				NPT1/2	3121 62 22	21	37.1	9.9	0.046

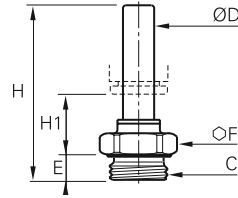
Pre-coated thread
5/32" (4 mm) and 5/16" (8 mm) are also available

Stud Fittings

3131 Stud Standpipe, Male BSPP and Metric Thread



Technical polymer, nickel-plated brass, NBR

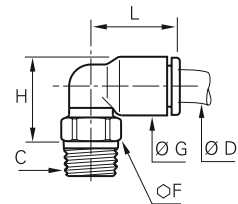


ØD	C		E	F	H	H1	kg
4	M5x0.8	3131 04 19	3.5	8	31	16	0.002
	G1/8	3131 04 10	5	13	30	13.5	0.005
	G1/4	3131 04 13	5.5	16	31	13.5	0.010
6	G1/8	3131 06 10	5	13	32	13.5	0.005
	G1/4	3131 06 13	5.5	16	33	13.5	0.010
8	G1/8	3131 08 10	5	13	35.5	12.5	0.008
	G1/4	3131 08 13	5.5	16	34.5	10.5	0.010
	G3/8	3131 08 17	5.5	20	34.5	10.5	0.015
10	G1/4	3131 10 13	5.5	16	43.5	17.5	0.012
	G3/8	3131 10 17	5.5	20	41.5	15.5	0.015
	G1/2	3131 10 21	7.5	24	41.5	15.5	0.024
12	G3/8	3131 12 17	5.5	20	42	12	0.015
	G1/2	3131 12 21	7	24	43.5	12	0.025
14	G3/8	3131 14 17	5.5	20	46.5	14	0.018
	G1/2	3131 14 21	7	24	48	13.5	0.025

3109 Stud Elbow, Male BSPT Thread



Technical polymer, nickel-plated brass, NBR



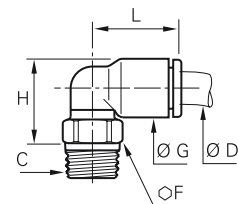
ØD	C		F	G	H	L	kg
4	R1/8	3109 04 10	10	8.5	13.5	14	0.006
	R1/4	3109 04 13	14	8.5	14	14	0.015
	R3/8	3109 04 17	17	8.5	13.5	14	0.018
6	R1/8	3109 06 10	10	10.5	15.5	16	0.006
	R1/4	3109 06 13	14	10.5	16	16	0.015
	R3/8	3109 06 17	17	10.5	16	16	0.019
8	R1/2	3109 06 21	21	10.5	16.5	16	0.034
	R1/8	3109 08 10	10	13.5	19	23	0.007
	R1/4	3109 08 13	14	13.5	18	23	0.014
10	R3/8	3109 08 17	17	13.5	18	23	0.018
	R1/2	3109 08 21	21	13.5	19.5	23	0.033
	R1/8	3109 10 10	15	16	23	26.5	0.012
12	R1/4	3109 10 13	15	16	22	26.5	0.014
	R3/8	3109 10 17	17	16	22	26.5	0.019
	R1/2	3109 10 21	21	16	22	26.5	0.031
14	R1/4	3109 12 13	15	19	25	31	0.016
	R3/8	3109 12 17	17	19	25	31	0.022
	R1/2	3109 12 21	21	19	25	31	0.033
16	R3/8	3109 14 17	20	22	30.5	35.5	0.031
	R1/2	3109 14 21	24	22	28.5	35.5	0.041
16	R3/8	3109 16 17	27	27	53	39	0.106
	R1/2	3109 16 21	27	27	53	39	0.104

Pre-coated thread
The body swivels for positioning purposes.

3109 Stud Elbow, Male NPT Thread



Technical polymer, nickel-plated brass, NBR




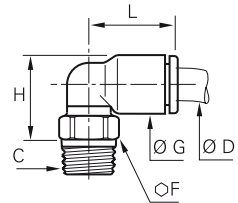
ØD	C		F	G	H	L	kg
4	NPT1/8	3109 04 11	11	8.4	13.5	14	0.007
	NPT1/4	3109 04 14	14	8.4	14	14	0.016
6	NPT1/8	3109 06 11	11	10.5	15.5	16	0.007
	NPT1/4	3109 06 14	14	10.5	16	16	0.017
8	NPT1/8	3109 08 11	11	13.5	19	23.1	0.009
	NPT1/4	3109 08 14	14	13.5	18	23.1	0.015
10	NPT1/4	3109 10 14	15	16	23	26.5	0.017
	NPT3/8	3109 10 18	18	16	22	26.5	0.024
	NPT1/2	3109 10 22	22	16	23	26.5	0.045
12	NPT3/8	3109 12 18	18	19	25	31	0.050
	NPT1/2	3109 12 22	22	19	26	31	0.092

Pre-coated thread
The body swivels for positioning purposes.

Stud Fittings

3109 Stud Elbow, Male NPT Thread


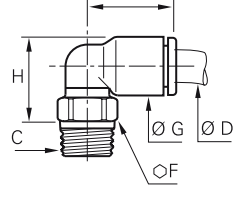
Inch

		Technical polymer, nickel-plated brass, NBR	ØD	C		F	G	H	L	kg
			1/8	NPT1/8	3109 53 11	11	8.5	13.5	14.5	0.007
			NPT1/4	3109 53 14	14	8.5	14	14.5	0.015	
			NPT1/8	3109 56 11	11	10.9	17	18	0.007	
			1/4	NPT1/4	3109 56 14	14	10.9	16	18	0.014
				NPT3/8	3109 56 18	18	10.9	16.5	18	0.021
				NPT1/8	3109 60 11	15	16	23.1	27.4	0.014
			3/8	NPT1/4	3109 60 14	15	16	23.1	27.4	0.017
				NPT3/8	3109 60 18	18	16	22.1	27.4	0.023
				NPT3/8	3109 62 18	20	22.1	31	35.1	0.041
			1/2	NPT1/2	3109 62 22	24	22.1	28.4	35.1	0.054

Pre-coated thread - 5/32" (4 mm) and 5/16" (8 mm) are also available.
The body swivels for positioning purposes.


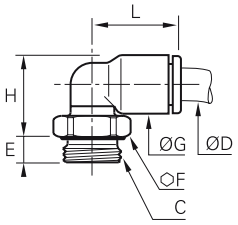
3109 Stud Elbow, Male BSPT Thread

Inch

		Technical polymer, nickel-plated brass, NBR	ØD	C		F	G	H	L	kg
			1/8	R1/8	3109 53 10	10	8.5	13.5	14.5	0.011
			3/16	R1/8	3109 55 10	11	10.9	17	21.6	0.010
				R1/4	3109 55 13	14	8.4	14	14	0.016
			1/4	R1/8	3109 56 10	10	10.9	17	18	0.006
				R1/4	3109 56 13	14	10.9	17	18	0.013
			3/8	R1/4	3109 60 13	15	16	22.1	26.4	0.016
				R3/8	3109 60 17	17	16	22.1	26.4	0.054
				R1/4	3109 62 13	20	22.1	31	35.1	0.064
			1/2	R3/8	3109 62 17	20	22.1	31	35.1	0.067
				R1/2	3109 62 21	24	22.1	28.4	35.1	0.046

Pre-coated thread
The body swivels for positioning purposes.
5/32" (4 mm) and 5/16" (8 mm) are also available.

3199 Stud Elbow, Male BSPP and Metric Thread

		Technical polymer, nickel-plated brass, NBR	ØD	C		E	F	G	H	L	kg
			3	M3x0.5	3199 03 09*	2.5	8	8.5	15	14.5	0.003
				M5x0.8	3199 03 19	3.5	8	8.5	13.5	14.5	0.003
				M3x0.5	3199 04 09*	2.5	8	8.5	15	14.5	0.002
				M5x0.8	3199 04 19	3.5	8	8.5	13.5	14	0.002
			4	M7x1	3199 04 55	4.5	10	8.5	15	14	0.005
				G1/8	3199 04 10	5	13	8.5	13	14	0.006
				G1/4	3199 04 13	5.5	16	8.5	13	14	0.011
				M5x0.8	3199 06 19	3.5	8	10.5	15.5	16	0.003
				M7x1	3199 06 55	4.5	10	10.5	17.5	16	0.006
				M10x1	3199 06 60	5	13	10.5	15	14	0.006
			6	M12x1.5	3199 06 67	5.5	15	10.5	15	16	0.009
				G1/8	3199 06 10	5	13	10.5	15	16	0.006
				G1/4	3199 06 13	5.5	16	10.5	15	16	0.011
				G3/8	3199 06 17	5.5	20	10.5	15.5	16	0.022
				G1/2	3199 06 21	7	24	10.5	16	16	0.027
				M10x1	3199 08 60	5	13	13.5	20.5	23	0.009
				M12x1.5	3199 08 67	5.5	15	13.5	19.5	23	0.009
			8	G1/8	3199 08 10	4.5	13	13.5	20.5	23	0.009
				G1/4	3199 08 13	5.5	16	13.5	18.5	23	0.012
				G3/8	3199 08 17	5.5	20	13.5	18.5	23	0.017
				G1/2	3199 08 21	7	24	13.5	19	23	0.027
				G1/4	3199 10 13	5.5	16	16	23.5	26.5	0.014
			10	G3/8	3199 10 17	5.5	20	16	22	26.5	0.017
				G1/2	3199 10 21	7.5	24	16	22	26.5	0.026
				G1/4	3199 12 13	5.5	16	19	26.5	31	0.016
			12	G3/8	3199 12 17	5.5	20	19	25	31	0.019
				G1/2	3199 12 21	7	24	19	25	31	0.029
				G3/8	3199 14 17	5.5	20	22	32.5	35.5	0.029
			14	G1/2	3199 14 21	7	24	22	27	35.5	0.028
				G3/8	3199 16 17	7.5	27	27	54.5	39	0.101
			16	G1/2	3199 16 21	9	27	27	54.5	39	0.097

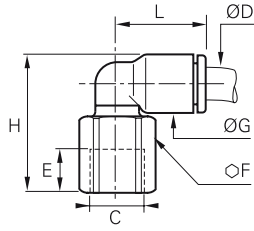
The body swivels for positioning purposes.
*Bi-material seal

Stud Fittings

3192 Stud Elbow, Female BSPP Thread



Technical polymer, nickel-plated brass, NBR



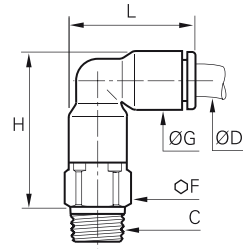
ØD	C		E	F	G	H	L	kg
4	G1/8	3192 04 10	8.5	13	8.5	23	14	0.010
	G1/4	3192 04 13	11.5	16	8.5	27	14	0.017
6	G1/8	3192 06 10	8.5	13	10.5	25	16	0.010
	G1/4	3192 06 13	11.5	16	10.5	29	16	0.017
8	G1/8	3192 08 10	8.5	13	13.5	28	23	0.012
	G1/4	3192 08 13	11.5	16	13.5	32	23	0.020
10	G3/8	3192 08 17	12	19	13.5	33	23	0.026
	G1/4	3192 10 13	11	16	16	34.5	26.5	0.020
	G3/8	3192 10 17	12	19	16	35	26.5	0.025
12	G1/2	3192 10 21	16	24	16	41	26.5	0.049
	G1/4	3192 12 13	11	16	19	38	30.5	0.023
	G3/8	3192 12 17	12	19	19	38.5	30.5	0.027
	G1/2	3192 12 21	16	24	19	43.5	30.5	0.050

The body swivels for positioning purposes.

3129 Extended Stud Elbow, Male BSPT Thread



Technical polymer, nickel-plated brass, NBR



ØD	C		F	G	H	L	kg
4	R1/8	3129 04 10	10	8.5	23	19	0.008
	R1/4	3129 04 13	14	8.5	23.5	19	0.018
6	R1/8	3129 06 10	10	10.5	27	22.5	0.010
	R1/4	3129 06 13	14	10.5	27.5	22.5	0.020
8	R1/8	3129 08 10	13	13.5	34.5	29.5	0.018
	R1/4	3129 08 13	14	13.5	32.5	29.5	0.022
10	R3/8	3129 08 17	17	13.5	33	29.5	0.032
	R1/4	3129 10 13	15	16	39.5	34.5	0.031
	R3/8	3129 10 17	17	16	39.5	34.5	0.041
12	R1/2	3129 10 21	21	16	39.5	34.5	0.060
	R1/4	3129 12 13	19	19	45.5	40.5	0.035
	R3/8	3129 12 17	19	19	45.5	40.5	0.051
14	R1/2	3129 12 21	21	19	45.5	40.5	0.065
	R3/8	3129 14 17	21	22	51.5	46.5	0.064
	R1/2	3129 14 21	21	22	51.5	46.5	0.070

Pre-coated thread

The body swivels for positioning purposes.

Parker Legris offers the solution to enable many types of configuration options.

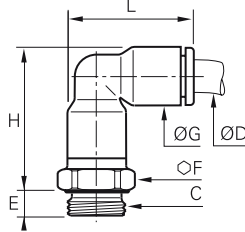


Stud Fittings

3169 Extended Stud Elbow, Male BSPP and Metric Thread



Technical polymer, nickel-plated brass, NBR



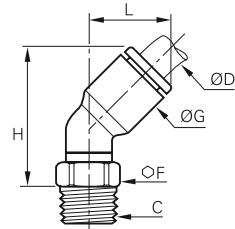
ØD	C		E	F	G	H	L	kg
4	M5x0.8	3169 04 19	3.5	8	8.5	23	19	0.005
	M7x1	3169 04 55	4.5	10	8.5	22.5	19	0.008
	G1/8	3169 04 10	5	13	8.5	22.5	19	0.009
	G1/4	3169 04 13	5.5	16	8.5	22.5	19	0.014
6	M5x0.8	3169 06 19	3.5	10	10.5	27.5	23	0.008
	M7x1	3169 06 55	4.5	10	10.5	26	23	0.012
	G1/8	3169 06 10	5	13	10.5	27	23	0.011
	G1/4	3169 06 13	5.5	16	10.5	27	23	0.016
8	G1/8	3169 08 10	5	13	13.5	36	29.5	0.018
	G1/4	3169 08 13	5.5	16	13.5	33	29.5	0.020
	G3/8	3169 08 17	5.5	20	13.5	33	29.5	0.028
10	G1/4	3169 10 13	5.5	16	16	40.5	34.5	0.029
	G3/8	3169 10 17	5.5	20	16	40.5	34.5	0.037
12	G1/2	3169 12 21	7.5	24	16	40.5	34.5	0.042
	G1/4	3169 12 13	5.5	19	19	44.5	40.5	0.049
14	G3/8	3169 14 17	5.5	20	19	42	40.5	0.040
	G1/2	3169 12 21	7.5	24	19	42	40.5	0.049
	G3/8	3169 14 17	5.5	22	22	51	46.5	0.059
16	G1/2	3169 14 21	7.5	24	22	48.5	46.5	0.063
	G3/8	3169 16 17	7.5	27	27	82.5	52	0.220
	G1/2	3169 16 21	9	27	27	82.5	52	0.206

The body swivels for positioning purposes.

3113 45° Elbow, Male BSPT Thread



Technical polymer, nickel-plated brass, NBR



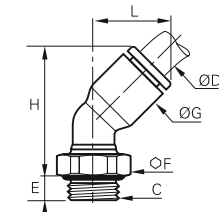
ØD	C		F	G	H	L	kg
4	R1/8	3113 04 10	10	9	21	13	0.006
6	R1/8	3113 06 10	10	11	24.5	14.5	0.006
	R1/4	3113 06 13	14	11	25	14.5	0.015
8	R1/8	3113 08 10	10	13.5	30	19.5	0.008
	R3/8	3113 08 17	17	13.5	28.5	19.5	0.020
10	R1/4	3113 10 13	15	16	33.5	23	0.014
	R3/8	3113 10 17	17	16	33.5	23	0.019
	R1/2	3113 10 21	21	16	34	23	0.100
12	R1/4	3113 12 13	15	19	39	26	0.016
	R3/8	3113 12 17	17	19	39	26	0.022
	R1/2	3113 12 21	21	19	39	26	0.040

Pre-coated thread
The body swivels for positioning purposes.
This model prevents distortion of the tube.

3133 45° Elbow, Male BSPP and Metric Thread



Technical polymer, nickel-plated brass, NBR



ØD	C		E	F	G	H	L	kg
4	M5x0.8	3133 04 19	3.5	8	9	23	13	0.003
	G1/8	3133 04 10	4.5	13	9	20.5	13	0.006
6	M5x0.8	3133 06 19	3.5	8	11	28	14.5	0.003
	G1/8	3133 06 10	4.5	13	11	24	14.5	0.006
	G1/4	3133 06 13	5.5	16	11	24	14.5	0.011
8	G1/8	3133 08 10	4.5	13	13.5	31	19.5	0.011
	G1/4	3133 08 13	5.5	16	13.5	29	19.5	0.012
10	G3/8	3133 08 17	5.5	20	13.5	29	19.5	0.020
	G1/4	3133 10 13	5.5	16	16	35	23	0.014
	G3/8	3133 10 17	5.5	20	16	33.5	23	0.017
12	G1/2	3133 10 21	7	24	16	33.5	23	0.026
	G1/4	3133 12 13	5.5	16	19	40.5	26	0.016
12	G3/8	3133 12 17	5.5	20	19	39	26	0.019
	G1/2	3133 12 21	7	24	19	39	26	0.028

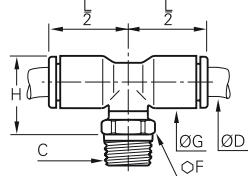
The body swivels for positioning purposes.
This model prevents distortion of the tube.

Stud Fittings

3108 Stud Branch Tee, Male BSPT Thread



Technical polymer, nickel-plated brass, NBR



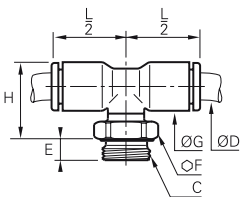
ØD	C		F	G	H	L/2	kg
4	R1/8	3108 04 10	10	8.5	15.5	14	0.006
	R1/4	3108 04 13	14	8.5	16	14	0.015
6	R1/8	3108 06 10	10	10.5	17.5	16	0.007
	R1/4	3108 06 13	14	10.5	18	16	0.016
8	R1/8	3108 08 10	10	13.5	22	23	0.009
	R1/4	3108 08 13	14	13.5	21	23	0.016
	R3/8	3108 08 17	17	13.5	21	23	0.020
10	R1/4	3108 10 13	15	16	24	26.5	0.017
	R3/8	3108 10 17	17	16	24	26.5	0.022
	R1/2	3108 10 21	21	16	24	26.5	0.033
12	R1/4	3108 12 13	15	19	27	31	0.021
	R3/8	3108 12 17	17	19	27	31	0.026
	R1/2	3108 12 21	21	19	27	31	0.037
14	R3/8	3108 14 17	20	22	30.5	35	0.038
	R1/2	3108 14 21	24	22	28.5	35	0.048
	R3/8	3108 16 17	27	27	53	38.5	0.128
16	R1/2	3108 16 21	27	27	53	38.5	0.124

Pre-coated thread
The body swivels for positioning purposes.

3198 Stud Branch Tee, Male BSPP and Metric Thread



Technical polymer, nickel-plated brass, NBR



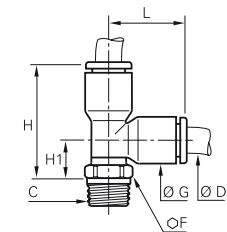
ØD	C		E	F	G	H	L/2	kg
4	M5x0.8	3198 04 19	3.5	8	8.5	17.5	14	0.003
	G1/8	3198 04 10	5	13	8.5	15	14	0.006
	G1/4	3198 04 13	5.5	16	8.5	15	14	0.011
6	M5x0.8	3198 06 19	3.5	8	10.5	19.5	16	0.004
	G1/8	3198 06 10	5	13	10.5	17	16	0.007
	G1/4	3198 06 13	5.5	16	10.5	17	16	0.012
8	G1/8	3198 08 10	4.5	13	13.5	23.5	23	0.011
	G1/4	3198 08 13	5.5	16	13.5	21.5	23	0.014
	G3/8	3198 08 17	5.5	20	13.5	21.5	23	0.019
10	G1/4	3198 10 13	5.5	16	16	26	26.5	0.017
	G3/8	3198 10 17	5.5	20	16	24	26.5	0.020
	G1/2	3198 10 21	7.5	24	16	24	26.5	0.029
12	G1/4	3198 12 13	5.5	16	19	29	31	0.021
	G3/8	3198 12 17	5.5	20	19	27	31	0.024
	G1/2	3198 12 21	7	24	19	27	31	0.033
14	G3/8	3198 14 17	5.5	20	22	32.5	35.5	0.036
	G1/2	3198 14 21	7	24	22	27	35.5	0.036
	G3/8	3198 16 17	7.5	27	27	54.5	38.5	0.121
16	G1/2	3198 16 21	9	27	27	54.5	38.5	0.117

The body swivels for positioning purposes.

3103 Stud Run Tee, BSPT Thread



Technical polymer, nickel-plated brass, NBR



ØD	C		F	G	H	H1	L	kg
4	R1/8	3103 04 10	10	8.5	23.5	9	14.5	0.006
	R1/4	3103 04 13	14	8.5	24	9.5	14.5	0.015
6	R1/8	3103 06 10	10	10.5	27.5	10	17.5	0.007
	R1/4	3103 06 13	14	10.5	28	10.5	17.5	0.016
8	R1/8	3103 08 10	10	13.5	35	12	23	0.009
	R1/4	3103 08 13	14	13.5	34	11	23	0.015
	R3/8	3103 08 17	17	13.5	34	11	23	0.020
10	R1/4	3103 10 13	15	16	40.5	14	26.5	0.017
	R3/8	3103 10 17	17	16	40.5	14	26.5	0.022
	R1/2	3103 10 21	21	16	40.5	14	26.5	0.033
12	R1/4	3103 12 13	15	19	46.5	15.5	31	0.028
	R3/8	3103 12 17	17	19	46.5	15.5	31	0.026
	R1/2	3103 12 21	21	19	46.5	15.5	31	0.037
14	R3/8	3103 14 17	20	22	55	19.5	35.5	0.037
	R1/2	3103 14 21	24	22	52.5	17.5	35.5	0.048
	R3/8	3103 16 17	27	27	78	27	38.5	0.126
16	R1/2	3103 16 21	27	27	78	27	38.5	0.124

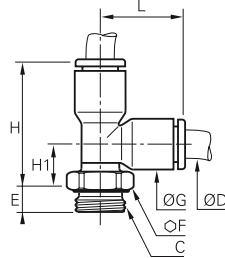
Pre-coated thread
The body swivels for positioning purposes.

Stud Fittings

3193 Stud Run Tee, Male BSPP and Metric Thread



Technical polymer, nickel-plated brass, NBR



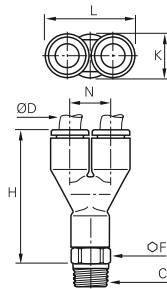
ØD	C		E	F	G	H	H1	L	kg
4	M5x0.8	3193 04 19	3.5	8	8.5	26	11.5	14.5	0.003
	G1/8	3193 04 10	5	13	8.5	23	8.5	14.5	0.006
	G1/4	3193 04 13	5.5	16	8.5	23	8.5	14.5	0.011
6	M5x0.8	3193 06 19	3.5	8	10.5	29.5	12.5	17.5	0.004
	G1/8	3193 06 10	5	13	10.5	27	10	17.5	0.007
	G1/4	3193 06 13	5.5	16	10.5	27	10	17.5	0.012
8	G1/8	3193 08 10	4.5	13	13.5	36.5	14	23	0.011
	G1/4	3193 08 13	5.5	16	13.5	34.5	12	23	0.014
	G3/8	3193 08 17	5.5	20	13.5	34.5	12	23	0.019
10	G1/4	3193 10 13	5.5	16	16	42	15.5	26.5	0.017
	G3/8	3193 10 17	5.5	20	16	40.5	14	26.5	0.020
	G1/2	3193 10 21	7.5	24	16	40.5	14	26.5	0.029
12	G1/4	3193 12 13	5.5	16	19	48	17	31	0.021
	G3/8	3193 12 17	5.5	20	19	46.5	15.5	31	0.024
	G1/2	3193 12 21	7	24	19	46.5	15.5	31	0.038
14	G3/8	3193 14 17	5.5	20	22	56.5	21.5	35.5	0.107
	G1/2	3193 14 21	7	24	22	51	16	35.5	0.120
	G3/8	3193 16 17	7.5	27	27	79.5	41	38.5	0.121
16	G1/2	3193 16 21	9	27	27	79.5	41	38.5	0.117

The body swivels for positioning purposes.

3148 Y Piece, Male BSPT Thread



Technical polymer, nickel-plated brass, NBR



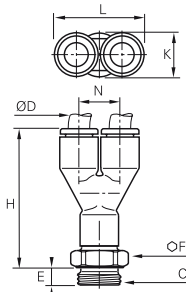
ØD	C		F	H	K	L	N	kg
4	R1/8	3148 04 10	10	32.5	8.5	17.5	9	0.010
	R1/4	3148 04 13	14	33	8.5	17.5	9	0.019
6	R1/8	3148 06 10	10	39.5	10.5	21.5	11	0.011
	R1/4	3148 06 13	14	40	10.5	21.5	11	0.021
8	R1/8	3148 08 10	13	56.5	13.5	28	14.5	0.020
	R1/4	3148 08 13	14	55.5	13.5	28	14.5	0.025
	R3/8	3148 08 17	16	48.5	13.5	28	14.5	0.034
10	R1/4	3148 10 13	14	60	19	39	20	0.033
	R3/8	3148 10 17	16	60.5	19	39	20	0.042
	R1/2	3148 10 21	24	61	19	39	20	0.062
12	R3/8	3148 12 17	19	66	19	39	20	0.054
	R1/2	3148 12 21	21	66	19	39	20	0.059

Pre-coated thread
The body swivels for positioning purposes.

3158 Y Piece, Male BSPP and Metric Thread



Technical polymer, nickel-plated brass, NBR


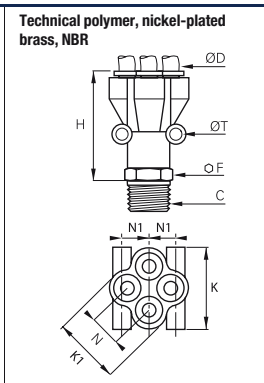



ØD	C		E	F	H	K	L	N	kg
4	M5x0.8	3158 04 19	3.5	8	32.5	8.5	17.5	9	0.006
	G1/8	3158 04 10	5	13	32	8.5	17.5	9	0.009
	G1/4	3158 04 13	5.5	16	32.5	8.5	17.5	9	0.014
6	M5x0.8	3158 06 19	3.5	10	39.5	10.5	21.5	11	0.009
	G1/8	3158 06 10	5	13	39	10.5	21.5	11	0.012
	G1/4	3158 06 13	5.5	16	39.5	10.5	21.5	11	0.017
8	G1/8	3158 08 10	5	13	49	13.5	28	14.5	0.020
	G1/4	3158 08 13	5.5	16	49.5	13.5	28	14.5	0.023
	G3/8	3158 08 17	6	19	48	13.5	28	14.5	0.030
10	G1/4	3158 10 13	5.5	16	58	16	33	17	0.031
	G3/8	3158 10 17	6	20	57.5	16	33	17	0.039
	G1/2	3158 10 21	7	24	58	16	33	17	0.053
12	G3/8	3158 12 17	6	20	62	19	39	20	0.044
	G1/2	3158 12 21	7	24	63	19	39	20	0.049

The body swivels for positioning purposes.


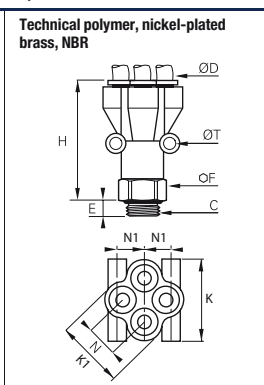

Stud Fittings

3112 Double Y Piece, Male BSPT Thread

	<p>Technical polymer, nickel-plated brass, NBR</p> 	<p>ØD C </p>	F	H	K	K1	N	N1	ØT	kg	
		<p>4 R1/8 3112 04 10</p> <p>4 R1/4 3112 04 13</p> <p>6 R1/8 3112 06 10</p> <p>6 R1/4 3112 06 13</p>	13	41.5	25.5	21	10	8.5	3.7	0.023	0.027


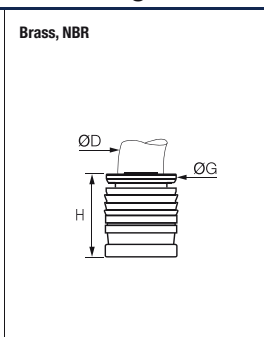

Pre-coated thread
The body swivels for positioning purposes.

3132 Double Y, Male BSPP Thread

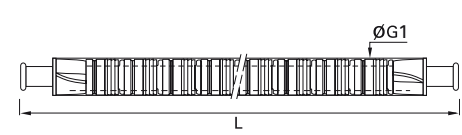
	<p>Technical polymer, nickel-plated brass, NBR</p> 	<p>ØD C </p>	E	F	H	K	K1	N	N1	ØT	kg
		<p>4 G1/8 3132 04 10</p> <p>4 G1/4 3132 04 13</p> <p>6 G1/8 3132 06 10</p> <p>6 G1/4 3132 06 13</p>	5	13	41	25.5	21	10	8.5	3.7	0.025

The body swivels for positioning purposes.


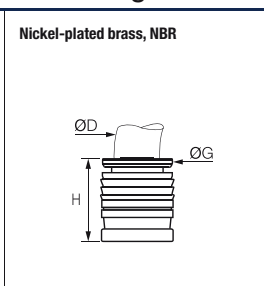

3100 Carstick® Cartridge

	<p>Brass, NBR</p> 	<p>ØD </p>	G	G1	H	L	kg		
		<p>4 3100 04 00</p> <p>6 3100 06 00</p> <p>8 3100 08 00</p> <p>10 3100 10 00</p> <p>12 3100 12 00</p>	8	11	10	554	0.001	0.002	0.002

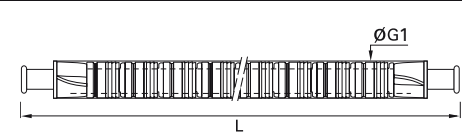
50 cartridges per Carstick®
Cavity dimensions are available in chapter 2.



3100 Carstick® Cartridge

	<p>Nickel-plated brass, NBR</p> 	<p>ØD </p>	G	G1	H	L	kg
		<p>1/8 3100 53 00 99</p> <p>1/4 3100 56 00 99</p> <p>3/8 3100 60 00 99</p>	7	10	9	508	0.002


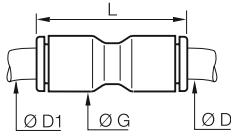

50 cartridges per Carstick®
Cavity dimensions are available in chapter 2.



Other products are available upon request; please do not hesitate to consult us.


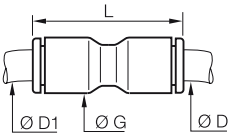

Tube-to-Tube Fittings

3106 Equal and Unequal Tube-to-Tube Connector

	Technical polymer, NBR 	ØD	ØD1		G	L	kg
		3	3	3106 03 00	8.5	25	0.002
			4	3106 03 04	8.5	25	0.002
			1/4	3106 04 56	11	29.5	0.010
		4	4	3106 04 00	8.5	25	0.001
			6	3106 04 06	11	28	0.002
			8	3106 04 08	13.5	38	0.005
			1/4	3106 06 56	13.5	36	0.009
		6	6	3106 06 00	10.5	28.5	0.002
			8	3106 06 08	13.5	38	0.005
			10	3106 06 10	16	42	0.007
		8	8	3106 08 00	13.5	38	0.004
			10	3106 08 10	16	42	0.008
			12	3106 08 12	19	50.5	0.026
		10	10	3106 10 00	16	42	0.006
			12	3106 10 12	19	50.5	0.022
			1/2	3106 12 62	22	56.5	0.024
		12	12	3106 12 00	19	50.5	0.009
			14	3106 12 14	22	56	0.026
			16	3106 12 16	27	61	0.066
14	14	3106 14 00	22	56	0.014		
16	16	3106 16 00	27	60.5	0.041		


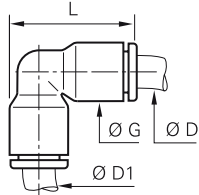

3106 Equal and Unequal Tube-to-Tube Connector

Inch

	Technical polymer, NBR 	ØD	ØD1		G	L	kg
		1/4	1/4	3106 56 00	10.9	29.5	0.002
			3/8	3106 60 00	16	42	0.006
		3/8	10	3106 60 10	12	50.5	0.029
			1/4	3106 60 56	16	41	0.016
		1/2	1/2	3106 62 00	22	55	0.015


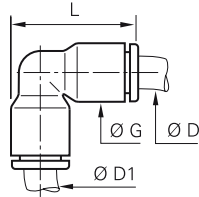

5/32" (4 mm) and 5/16" (8 mm) also available

3102 Equal and Unequal Elbow

	Technical polymer, NBR 	ØD	ØD1		G	L	kg
		4	4	3102 04 00	8.5	19	0.001
			6	3102 04 06	10.5	22.5	0.004
		6	6	3102 06 00	10.5	22.5	0.002
			8	3102 06 08	13.5	29.5	0.009
		8	8	3102 08 00	13.5	29.5	0.004
			10	3102 08 10	16	34.5	0.031
			10	3102 10 00	16	34.5	0.006
			12	3102 10 12	19	40.5	0.022
		12	12	3102 12 00	19	40.5	0.010
		14	14	3102 14 00	22	46.5	0.015
		16	16	3102 16 00	27	52	0.043

3102 Equal Elbow

Inch

	Technical polymer, NBR 	ØD	ØD1		G	L	kg
		1/4	1/4	3102 56 00	11	23.5	0.002
		3/8	3/8	3102 60 00	16	34	0.006
		1/2	1/2	3102 62 00	22	35	0.018

5/32" (4 mm) and 5/16" (8 mm) also available

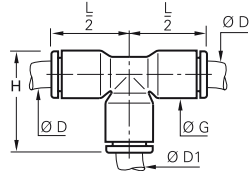
Tube-to-Tube Fittings

3104

Equal and Unequal Tee



Technical polymer, NBR



ØD	ØD1		G	H	L/2	kg
3	3	3104 03 00	8.5	19	14.5	0.004
4	4	3104 04 00	8.5	19	14.5	0.002
	6	3104 04 06	10.5	22.5	17.5	0.007
6	4	3104 06 04	10.5	22.5	17.5	0.005
	6	3104 06 00	10.5	22.5	17.5	0.003
8	8	3104 06 08	13.5	29.5	23	0.015
	4	3104 08 04	13.5	29	22.5	0.114
	6	3104 08 06	13.5	29.5	23	0.010
	8	3104 08 00	13.5	29.5	23	0.006
10	10	3104 08 10	16	34.5	26.5	0.021
	4	3104 10 04	16	39	31	0.027
	8	3104 10 08	16	34.5	26.5	0.014
	10	3104 10 00	16	34.5	26.5	0.009
12	12	3104 10 12	19	40.5	31	0.036
	4	3104 12 04	19	39	31	0.034
	10	3104 12 10	19	40.5	31	0.024
14	12	3104 12 00	19	40.5	31	0.014
	8	3104 14 08	22	46	35.5	0.054
16	14	3104 14 00	22	46	35.5	0.023
	12	3104 16 12	27	52.5	39	0.088
16	16	3104 16 00	27	52	39	0.063

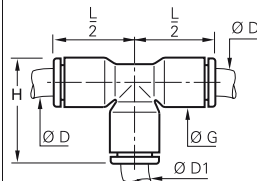
3104

Equal and Unequal Tee

Inch



Technical polymer, NBR



ØD	ØD1		G	H	L/2	kg
5/32	1/4	3104 04 56	11	23.5	18	0.014
1/8	1/8	3104 53 00	8.4	19	14.5	0.003
	1/4	3104 53 56	11	23.5	18	0.011
3/16	3/16	3104 55 00	10.9	27.2	21.6	0.015
1/4	5/32	3104 56 04	11	23.5	18.5	0.014
	1/4	3104 56 00	11	23	24	0.003
	1/8	3104 56 53	11	23.5	18.5	0.007
	3/8	3104 56 60	16	33.5	24.5	0.017
3/8	1/4	3104 60 56	16	32.5	25.5	0.019
	1/2	3104 60 62	22	46	35	0.070
	3/8	3104 60 00	16	34	26	0.009
1/2	1/2	3104 62 00	22	46	35	0.026
	1/4	3104 62 56	22.1	45.2	35.3	0.021
	3/8	3104 62 60	22	46	35	0.060

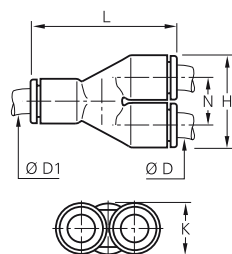
5/32" (4 mm) and 5/16" (8 mm) also available

3140

Equal and Unequal Single Y Piece



Technical polymer, NBR



ØD	ØD1		H	K	L	N	kg
4	4	3140 04 00	17.5	8.5	28.5	9	0.002
	6	3140 04 06	17.5	10.5	33	9	0.003
6	6	3140 06 00	21.5	10.5	35	11	0.003
	8	3140 06 08	22.5	13.5	41	11.5	0.005
8	8	3140 08 00	28	13.5	45	14.5	0.007
	10	3140 08 10	28	16	47	14.5	0.011
10	10	3140 10 00	33	16	53	17	0.010
	12	3140 10 12	33	19	57	17	0.018
12	12	3140 12 00	39	19	57	17	0.028

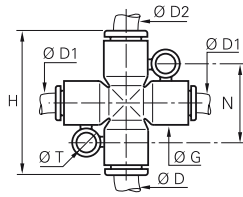
Tube-to-Tube Fittings


3107

Equal and Unequal Cross



Technical polymer, NBR



ØD	ØD1	ØD2		G	H	N	ØT	kg
4	4	4	3107 04 00	11	36	20	4.2	0.013
6	4	6	3107 04 06	11	36	20	4.2	0.010
4	4	6	3107 06 04	11	36	20	4.2	0.011
6	6	6	3107 06 00	11	36	20	4.2	0.005
8	6	8	3107 06 08	11	46	22.5	4.2	0.018
6	6	8	3107 08 06	13.5	46	22.5	4.2	0.023
8	8	8	3107 08 00	13.5	46	22.5	4.2	0.020


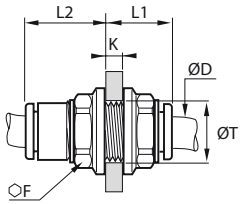

Boxes protect the contents and are designed to meet your requirements:

- part numbers and corresponding product pictures allow for immediate visual identification
- bar codes
- easy storage
- tamper-proof system of opening/closing
- recyclable material


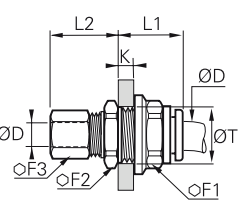



Bulkhead Connector Fittings

3116 Equal Bulkhead Connector


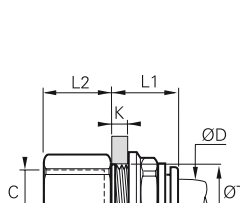

	<p>Technical polymer, NBR</p> 	ØD		F	K_{max}	L1	L2	ØT_{min}	kg
		4	3116 04 00	13	5.5	15	10	10.5	0.003
		6	3116 06 00	15	8.5	18	10.5	12.5	0.004
		8	3116 08 00	18	14.5	25	13.5	15.5	0.007
		10	3116 10 00	22	14.5	27.5	15.5	18.5	0.015
		12	3116 12 00	26	18.5	33	18	22.5	0.019
		14	3116 14 00	29	20.5	37.5	20.5	25.5	0.028

3146 Equal Mixed Bulkhead Connector


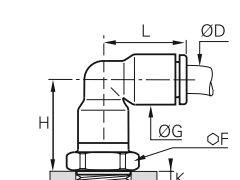

	<p>Nickel-plated brass, NBR</p> 	ØD		F1	F2	F3	K_{max}	L1	L2	ØT_{min}	kg
		4	3146 04 00	13	13	10	7	17.5	17.5	10.5	0.018
		6	3146 06 00	15	17	13	8	19	18	12.5	0.029
		8	3146 08 00	18	19	14	8	20.5	20.5	15.5	0.036
		10	3146 10 00	22	22	19	8.5	23	24.5	18.5	0.065
		12	3146 12 00	26	25	22	8.5	27	25	22.5	0.096
		14	3146 14 00	29	29	24	10.5	27	27	25.5	0.125

Push-in connection with compression fitting

3136 Bulkhead Connector, Female BSPP Thread

	<p>Nickel-plated brass, NBR</p> 	ØD	C		E	F1	F2	K_{max}	L1	L2	ØT_{min}	kg
		4	G1/8	3136 04 10	9.5	13	13	7	17	11.5	10.5	0.015
		4	G1/4	3136 04 13	13.5	13	16	7	17	15.5	10.5	0.021
		6	G1/8	3136 06 10	9.5	15	15	8	19	10.5	12.5	0.020
		6	G1/4	3136 06 13	13.5	15	17	7	19	15.5	12.5	0.027
		6	G3/8	3136 06 17	12	15	22	8	19	16	12.5	0.041
		8	G1/8	3136 08 10	9.5	18	17	8	20.5	10.5	15.5	0.029
		8	G1/4	3136 08 13	13.5	18	17	8	20.5	14.5	15.5	0.029
		10	G3/8	3136 10 17	14	22	22	8.5	23	16	18.5	0.051
		12	G3/8	3136 12 17	14	26	24	8.5	27	16	22.5	0.078
		12	G1/2	3136 12 21	19.5	26	27	8.5	27	21.5	22.5	0.097
		16	G3/8	3136 16 17	12	29	29	10.5	30	15	27.5	0.125
		16	G1/2	3136 16 21	15	29	29	10.5	30	19.5	27.5	0.126


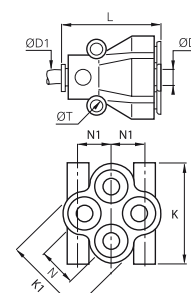

3139 Equal Bulkhead Elbow

	<p>Technical polymer, nickel-plated brass, NBR</p> 	ØD		F	G	H	K_{max}	L	ØT_{min}	kg
		4	3139 04 00	13	8.5	17	6.5	14.5	10.5	0.014
		6	3139 06 00	15	10.5	19.5	7	17.5	12.5	0.021
		8	3139 08 00	18	13.5	24	8	23	15.5	0.032
		10	3139 10 00	22	16	28	8.5	26	18.5	0.050
		12	3139 12 00	26	19	33	8.5	31	22.5	0.086
		14	3139 14 00	29	25.5	37.5	10.5	36	25.5	0.116


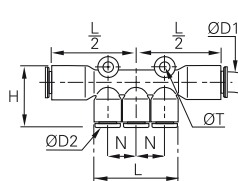

The body swivels for positioning purposes.

Multiple Fittings


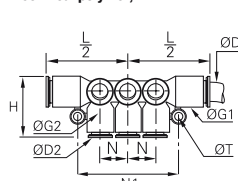

3144 Equal and Unequal Multiple Y Piece

	<p>Technical polymer, NBR</p> 	<p>ØD ØD1 </p>	<p>K K1 L N N1 ØT kg</p>																																				
		<table border="1"> <tr> <td rowspan="2">4</td> <td>4</td> <td>3144 04 04</td> <td>25.5</td> <td>21</td> <td>30.5</td> <td>10</td> <td>8.5</td> <td>3.7</td> <td>0.015</td> </tr> <tr> <td>6</td> <td>3144 04 06</td> <td>26</td> <td>21</td> <td>30.5</td> <td>10</td> <td>10</td> <td>3.7</td> <td>0.013</td> </tr> <tr> <td rowspan="2">6</td> <td>6</td> <td>3144 06 06</td> <td>31.5</td> <td>26.5</td> <td>37.5</td> <td>12</td> <td>8.5</td> <td>3.7</td> <td>0.034</td> </tr> <tr> <td>8</td> <td>3144 06 08</td> <td>31.5</td> <td>26.5</td> <td>38</td> <td>12</td> <td>10</td> <td>3.7</td> <td>0.026</td> </tr> </table>	4	4	3144 04 04	25.5	21	30.5	10	8.5	3.7	0.015	6	3144 04 06	26	21	30.5	10	10	3.7	0.013	6	6	3144 06 06	31.5	26.5	37.5	12	8.5	3.7	0.034	8	3144 06 08	31.5	26.5	38	12	10	3.7
4	4	3144 04 04		25.5	21	30.5	10	8.5	3.7	0.015																													
	6	3144 04 06	26	21	30.5	10	10	3.7	0.013																														
6	6	3144 06 06	31.5	26.5	37.5	12	8.5	3.7	0.034																														
	8	3144 06 08	31.5	26.5	38	12	10	3.7	0.026																														


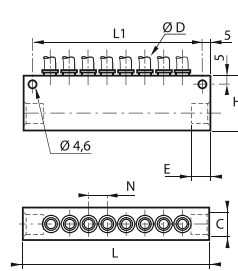

3304 Multiple Tee

	<p>Technical polymer, NBR</p> 	<p>ØD1 ØD2 </p>	<p>H L L/2 N ØT kg</p>																																									
		<table border="1"> <tr> <td rowspan="2">6</td> <td>4</td> <td>3304 06 04</td> <td>24.5</td> <td>34</td> <td>37</td> <td>11.5</td> <td>4.2</td> <td>0.015</td> </tr> <tr> <td>8</td> <td>3304 08 04</td> <td>24.5</td> <td>34</td> <td>37</td> <td>11.5</td> <td>4.2</td> <td>0.012</td> </tr> <tr> <td rowspan="2">8</td> <td>6</td> <td>3304 08 06</td> <td>24.5</td> <td>34</td> <td>37</td> <td>11.5</td> <td>4.2</td> <td>0.010</td> </tr> <tr> <td>10</td> <td>3304 10 06</td> <td>36</td> <td>44</td> <td>40.5</td> <td>14.5</td> <td>4.2</td> <td>0.019</td> </tr> <tr> <td>10</td> <td>8</td> <td>3304 10 08</td> <td>36</td> <td>44</td> <td>40.5</td> <td>15.5</td> <td>4.2</td> <td>0.015</td> </tr> </table>	6	4	3304 06 04	24.5	34	37	11.5	4.2	0.015	8	3304 08 04	24.5	34	37	11.5	4.2	0.012	8	6	3304 08 06	24.5	34	37	11.5	4.2	0.010	10	3304 10 06	36	44	40.5	14.5	4.2	0.019	10	8	3304 10 08	36	44	40.5	15.5	4.2
6	4	3304 06 04		24.5	34	37	11.5	4.2	0.015																																			
	8	3304 08 04	24.5	34	37	11.5	4.2	0.012																																				
8	6	3304 08 06	24.5	34	37	11.5	4.2	0.010																																				
	10	3304 10 06	36	44	40.5	14.5	4.2	0.019																																				
10	8	3304 10 08	36	44	40.5	15.5	4.2	0.015																																				

3306 90° Multiple Elbow



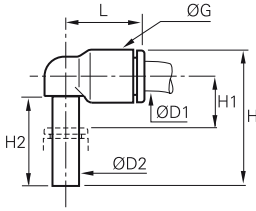
	<p>Technical polymer, NBR</p> 	<p>ØD1 ØD2 </p>	<p>G G1 H L/2 N N1 ØT kg</p>																																																			
		<table border="1"> <tr> <td rowspan="2">6</td> <td>4</td> <td>3306 06 04</td> <td>13.5</td> <td>11</td> <td>18.5</td> <td>36</td> <td>43</td> <td>11.5</td> <td>4.2</td> <td>0.034</td> </tr> <tr> <td>8</td> <td>3306 08 04</td> <td>13.5</td> <td>11</td> <td>18.5</td> <td>36.5</td> <td>43</td> <td>11.5</td> <td>4.2</td> <td>0.025</td> </tr> <tr> <td rowspan="2">8</td> <td>6</td> <td>3306 08 06</td> <td>13.5</td> <td>11</td> <td>18.5</td> <td>36.5</td> <td>43</td> <td>11.5</td> <td>4.2</td> <td>0.022</td> </tr> <tr> <td>10</td> <td>3306 10 06</td> <td>16</td> <td>13.5</td> <td>23</td> <td>42</td> <td>52</td> <td>14.5</td> <td>4.2</td> <td>0.048</td> </tr> <tr> <td>10</td> <td>8</td> <td>3306 10 08</td> <td>16</td> <td>13.5</td> <td>23.5</td> <td>42</td> <td>52</td> <td>14.5</td> <td>4.2</td> <td>0.036</td> </tr> </table>	6	4	3306 06 04	13.5	11	18.5	36	43	11.5	4.2	0.034	8	3306 08 04	13.5	11	18.5	36.5	43	11.5	4.2	0.025	8	6	3306 08 06	13.5	11	18.5	36.5	43	11.5	4.2	0.022	10	3306 10 06	16	13.5	23	42	52	14.5	4.2	0.048	10	8	3306 10 08	16	13.5	23.5	42	52	14.5	4.2
6	4	3306 06 04		13.5	11	18.5	36	43	11.5	4.2	0.034																																											
	8	3306 08 04	13.5	11	18.5	36.5	43	11.5	4.2	0.025																																												
8	6	3306 08 06	13.5	11	18.5	36.5	43	11.5	4.2	0.022																																												
	10	3306 10 06	16	13.5	23	42	52	14.5	4.2	0.048																																												
10	8	3306 10 08	16	13.5	23.5	42	52	14.5	4.2	0.036																																												

3310 In-Line Manifold

	<p>Treated aluminium, NBR</p> 	<p>ØD C </p>	<p>Number of Outlets E H L L1 N kg</p>																																																
		<table border="1"> <tr> <td>4</td> <td>G1/4</td> <td>3310 04 13</td> <td>8</td> <td>10</td> <td>33</td> <td>114</td> <td>104</td> <td>11.5</td> <td>0.175</td> </tr> <tr> <td>6</td> <td>G1/4</td> <td>3310 06 13</td> <td>8</td> <td>10</td> <td>33</td> <td>114</td> <td>104</td> <td>12.5</td> <td>0.170</td> </tr> <tr> <td>8</td> <td>G3/8</td> <td>3310 08 17</td> <td>6</td> <td>12</td> <td>33</td> <td>114</td> <td>104</td> <td>15</td> <td>0.157</td> </tr> <tr> <td>10</td> <td>G1/2</td> <td>3310 10 21</td> <td>6</td> <td>16</td> <td>48</td> <td>145.5</td> <td>135.5</td> <td>17</td> <td>0.348</td> </tr> <tr> <td>12</td> <td>G1/2</td> <td>3310 12 21</td> <td>6</td> <td>16</td> <td>45</td> <td>158</td> <td>148</td> <td>20.5</td> <td>0.370</td> </tr> </table>	4	G1/4	3310 04 13	8	10	33	114	104	11.5	0.175	6	G1/4	3310 06 13	8	10	33	114	104	12.5	0.170	8	G3/8	3310 08 17	6	12	33	114	104	15	0.157	10	G1/2	3310 10 21	6	16	48	145.5	135.5	17	0.348	12	G1/2	3310 12 21	6	16	45	158	148	20.5
4	G1/4	3310 04 13	8	10	33	114	104	11.5	0.175																																										
6	G1/4	3310 06 13	8	10	33	114	104	12.5	0.170																																										
8	G3/8	3310 08 17	6	12	33	114	104	15	0.157																																										
10	G1/2	3310 10 21	6	16	48	145.5	135.5	17	0.348																																										
12	G1/2	3310 12 21	6	16	45	158	148	20.5	0.370																																										



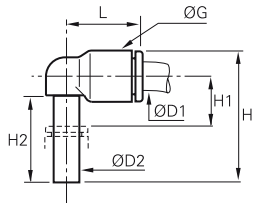
Plug-In Fittings and Accessories

3182 Equal and Unequal Plug-In Elbow



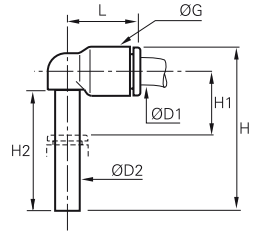
	Technical polymer, NBR			G	H	H1	H2	L	kg	
	ØD1	ØD2								
		4	4	3182 04 00	8.5	23	6	15.5	14	0.001
		4	6	3182 04 06	10.5	26.5	7	17	16	0.003
		6	4	3182 06 04	10.5	24.5	7	15.5	16	0.001
			6	3182 06 00	10.5	26.5	7	17	16	0.001
		8	6	3182 06 08	13.5	33.5	8	21.5	23	0.007
			8	3182 08 00	13.5	33.5	8	21.5	23	0.003
		10	10	3182 08 10	16	39	10	24.5	26.5	0.010
			10	3182 10 00	16	39	10	24.5	26.5	0.004
		12	12	3182 10 12	19	44.5	10.5	27.5	31	0.017
			12	3182 12 00	19	45.5	10.5	27.5	31	0.007

3182 Equal Plug-In Elbow



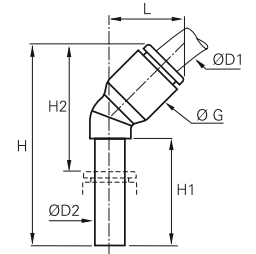
Inch

	Technical polymer, NBR			G	H	H1	H2	L	kg	
	ØD1	ØD2								
		1/4	1/4	3182 56 00	11	27.5	7.5	18	18.5	0.002
		3/8	3/8	3182 60 00	16	38.5	9	24	26	0.010
		1/2	1/2	3182 62 00	22	51	13	28	35	0.030
		5/32" (4 mm) and 5/16" (8 mm) also available								

3184 Extended Equal and Unequal Plug-In Elbow


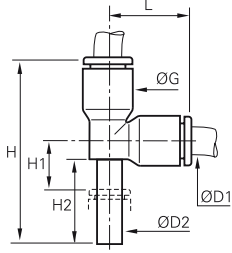

	Technical polymer, NBR			G	H	H1	H2	L	kg	
	ØD1	ØD2								
		4	4	3184 04 00	8.5	32.5	15.5	25	14	0.004
		4	6	3184 04 06	10.5	38.5	19	29	16	0.004
		6	6	3184 06 00	10.5	38.5	19	29	16	0.002
			8	3184 06 08	13.5	49	23.5	37	23	0.010
		8	8	3184 08 00	13.5	49	23.5	37	23	0.003
			10	3184 08 10	16	56	26.5	41.5	26.5	0.013
		10	10	3184 10 00	16	56	26.5	41.5	26.5	0.010
			12	3184 10 12	19	62.5	28	45.5	31	0.020
		12	12	3184 12 00	19	62.5	28	45.5	31	0.014

3180 45° Plug-In Equal Elbow


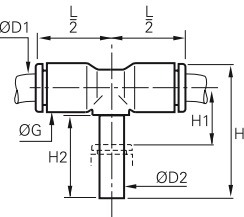

	Technical polymer, NBR			G	H	H1	H2	L	kg	
	ØD1	ØD2								
		4	4	3180 04 00	9	33.5	19	21	13	0.001
		6	6	3180 06 00	11	39	21	25	14.5	0.003
		8	8	3180 08 00	13.5	44	21.5	25.5	19.5	0.005
		10	10	3180 10 00	16	53	27	32.5	23	0.004
		12	12	3180 12 00	19	58.5	27.5	34	26.5	0.007

Plug-In Fittings and Accessories


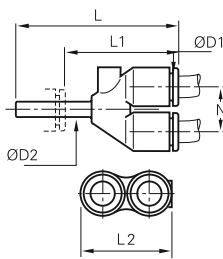

3183 Equal and Unequal Plug-In Run Tee

	<p>Technical polymer, NBR</p> 	ØD1	ØD2		G	H	H1	H2	L	kg
		4	4	3183 04 00	8.5	33	6	15.5	14.5	0.002
		6	6	3183 04 06	10.5	38.5	7	17	17.5	0.006
		6	8	3183 06 00	10.5	38.5	7	17	17	0.002
		8	8	3183 06 08	13.5	48.5	8	21.5	23	0.014
		8	10	3183 08 00	13.5	49	8	21.5	23	0.004
		10	10	3183 08 10	16	56.5	10.5	24.5	26.5	0.018
		12	12	3183 10 00	16	57	10.5	24.5	26.5	0.007
		12	10	3183 10 12	19	65.5	10.5	27.5	31	0.034
		12	12	3183 12 00	19	65.5	10.5	27.5	31	0.011


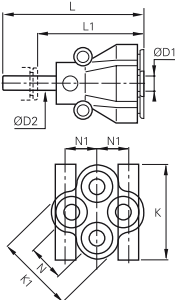

3188 Equal and Unequal Plug-In Branch Tee

	<p>Technical polymer, NBR</p> 	ØD1	ØD2		G	H	H1	H2	L/2	kg
		4	4	3188 04 00	8.5	25	8	15.5	14.5	0.002
		6	6	3188 04 06	10.5	28.5	9	17	16	0.007
		6	8	3188 06 00	10.5	28.5	9	17	16	0.002
		8	8	3188 06 08	13.5	36.5	11	21.5	22	0.014
		8	10	3188 08 00	13.5	36.5	11	21.5	23	0.005
		10	10	3188 08 10	16	41	12.5	24.5	26.5	0.018
		12	12	3188 10 00	16	41	12.5	24.5	26.5	0.007
		12	10	3188 10 12	19	46.5	12.5	27.5	31	0.034
		12	12	3188 12 00	19	46.5	12.5	27.5	31	0.020

3142 Equal and Unequal Plug-In Single Y Piece


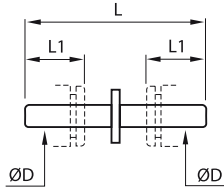

	<p>Technical polymer, NBR</p> 	ØD1	ØD2		L	L1	L2	N	kg
		4	4	3142 04 00	34	21.5	17.5	9	0.002
		6	6	3142 04 06	35.5	21.5	17.5	9	0.004
		6	8	3142 06 00	39.5	25.5	21.5	11	0.004
		8	8	3142 06 08	44	25.5	21.5	11	0.015
		8	10	3142 08 00	50.5	32	28	14.5	0.007
		10	10	3142 08 10	53.5	32	28	14.5	0.024
		12	12	3142 10 00	57.5	36	33	17	0.010
		12	10	3142 10 12	60	35	33	17	0.037
		12	12	3142 12 00	66	41	39	20	0.017

3143 Multiple Plug-In Y Piece

	<p>Technical polymer, nickel-plated brass, NBR</p> 	ØD1	ØD2		K	K1	L	L1	N	N1	kg
		4	6	3143 04 06	26	21.5	49.5	35.5	11	8.5	0.012
		8	8	3143 04 08	26	21.5	51	32	11	8.5	0.021
		6	8	3143 06 08	31.5	26.5	57.5	39	12	10	0.035


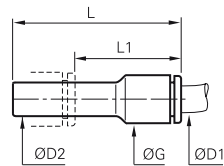

Plug-In Fittings and Accessories

3120 Stem Connector


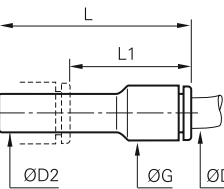

	<p>Technical polymer</p> 	ØD		L	L1	kg
		4	3120 04 00	34.5	12	0.001
		6	3120 06 00	38.5	14	0.001
		8	3120 08 00	41	18.5	0.001
		10	3120 10 00	51.5	20.5	0.002
		12	3120 12 00	60	24.5	0.004
		14	3120 14 00	69.5	25.5	0.007

This model is available in nickel-plated brass; please use suffix 85. Example: 3120 04 00 85.
Only compatible with Parker Legris fittings.
Drawing available upon request.


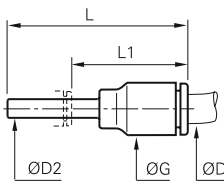

3166 Plug-In Reducer

	<p>Technical polymer, NBR</p> 	ØD1	ØD2		G	L	L1	kg
		3	4	3166 03 04	8.5	37.5	23.5	0.002
		4	6	3166 04 06	8.5	37.5	23.5	0.001
		4	8	3166 04 08	8.5	37.5	19	0.001
		4	10	3166 04 10	12	44	22.5	0.003
		6	8	3166 06 08	10.5	37.5	20	0.001
		6	10	3166 06 10	10.5	38	17.5	0.002
		6	12	3166 06 12	14.5	46	23	0.005
		6	14	3166 06 14	14.5	48	23	0.006
		8	10	3166 08 10	13.5	49	28.5	0.003
		8	12	3166 08 12	13.5	49	24.5	0.004
		8	14	3166 08 14	17	48	23	0.007
		10	12	3166 10 12	21.5	56.5	33.5	0.006
		10	14	3166 10 14	21.5	58.5	33.5	0.007
		12	14	3166 12 14	23.5	58.5	33.5	0.010


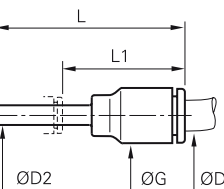

3166 Plug-In Reducer

	<p>Technical polymer, NBR</p> 	ØD1	ØD2		G	L	L1	kg
		1/4	5/16	3166 56 08	11	41	23	0.002
		1/4	3/8	3166 56 60	11	41	21	0.002

3168 Plug-In Increaser


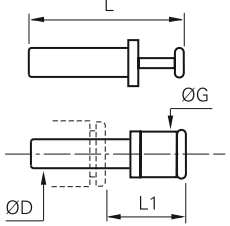

	<p>Technical polymer, NBR</p> 	ØD1	ØD2		G	L	L1	kg
		6	4	3168 06 04	10.5	35	23	0.001
		8	6	3168 08 06	13.5	45	31.5	0.003
		8	1/4	3168 08 56	16	40	25.5	0.008
		10	8	3168 10 08	16	42.5	21	0.009
		12	10	3168 12 10	19	49	24.5	0.012

3168 Plug-In Increaser

	<p>Technical polymer, NBR</p> 	ØD1	ØD2		G	L	L1	kg
		1/4	5/32	3168 56 04	11	41	29	0.001
		1/4	3/16	3168 56 55	20.5	41	25	0.003


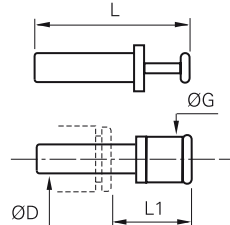

Plug-In Fittings and Accessories

3126 Blanking Plug


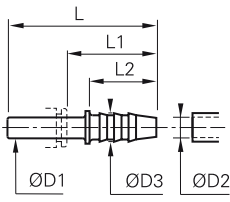

	<p>Technical polymer</p> 	<p>ØD </p>	<p>G L L1 kg</p>
		<p>3 3126 03 00</p> <p>4 3126 04 00</p> <p>6 3126 06 00</p> <p>8 3126 08 00</p> <p>10 3126 10 00</p> <p>12 3126 12 00</p> <p>14 3126 14 00</p> <p>16 3126 16 00*</p>	<p>6 25 13.5 0.001</p> <p>4 30 15.5 0.001</p> <p>8 33 16.5 0.001</p> <p>10 35 17.5 0.001</p> <p>12 42 21 0.002</p> <p>14 45 22 0.003</p> <p>16 49 23.5 0.005</p> <p>19 57 30 0.063</p>
<p>*Nickel-plated brass</p>			

3126 Blanking Plug


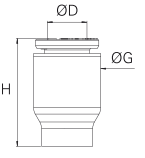

Inch

	<p>Technical polymer</p> 	<p>ØD </p>	<p>G L L1 kg</p>
		<p>1/4 3126 56 00</p> <p>3/8 3126 60 00</p> <p>1/2 3126 62 00</p>	<p>8 36.5 22 0.001</p> <p>12 42 22 0.002</p> <p>15 48.5 21.5 0.003</p>
<p>5/32" (4 mm) and 5/16" (8 mm) also available</p>			

3122 Plug-In Barb Connector

	<p>Technical polymer</p> 	<p>ØD1 ØD2 </p>	<p>ØD3 L L1 L2 kg</p>
		<p>4 <u>3.2</u> 3122 04 53</p> <p>5 3122 04 05</p> <p>6 5 3122 06 05</p> <p>8 <u>6.3</u> 3122 08 56</p> <p>8 3122 08 08</p> <p>10 <u>6.3</u> 3122 10 56</p> <p>8 3122 10 08</p> <p>8 3122 12 08</p> <p>12 10 3122 12 10</p> <p>12.5 3122 12 62</p> <p>14 12.5 3122 14 62</p>	<p>5 37 25 17 0.004</p> <p>7 37 25 17 0.005</p> <p>7 39 25 17 0.001</p> <p>8.5 39.5 21 17 0.001</p> <p>10 44.5 26 22 0.001</p> <p>8 45 24.5 17 0.002</p> <p>10 50 29.5 22 0.002</p> <p>10 50 26 22 0.002</p> <p>12 48.5 25.5 22.5 0.002</p> <p>14.5 57 34 22.5 0.004</p> <p>14.5 59.5 34.5 22.5 0.022</p>

3151 End Cap

	<p>Technical polymer, NBR</p> 	<p>ØD </p>	<p>G H kg</p>
		<p>4 3151 04 00</p> <p>6 3151 06 00</p> <p>8 3151 08 00</p> <p>10 3151 10 00</p> <p>12 3151 12 00</p> <p>14 3151 14 00</p>	<p>8.5 14.7 0.001</p> <p>10.5 16.9 0.001</p> <p>13.5 21.9 0.002</p> <p>16 22.2 0.003</p> <p>19 27.7 0.006</p> <p>22 28 0.014</p>

Other products are available upon request; please do not hesitate to consult us.

Banjo Fittings

This range of fittings is ideal when access is only possible from above and **orientation of the tube** is required. This range of modular fittings includes single and multiple configurations, allowing **wide flexibility of design**.

Product Advantages

Compact

- Compact design with minimum space between fittings
- Banjo bolt designed for maximum flow
- Easy access, even when fittings are close together
- Easy assembly and automatic sealing:
 - with pre-coating on taper threads
 - with an integral O-ring seal on parallel threads
- Safe operation: orientation of tube is ensured
- 100% leak-tested in production
- Date coding to guarantee quality and traceability

Modular

- Effortless stacking of banjo bodies to allow construction of 2 to 6 outlets
- Orientable (360°) for perfect alignment
- Modular: tube diameters may be different



Applications

- Robotics
- Automotive Process
- Pneumatics
- Semi-Conductors
- Textile
- Packaging

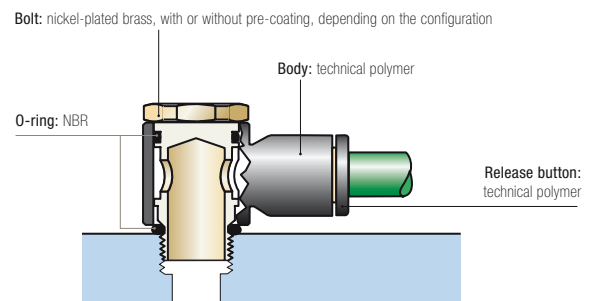
Technical Characteristics

Compatible Fluids	Compressed air Other fluids: please consult us
Working Pressure	Vacuum to 20 bar
Working Temperature	-20°C to +80°C

Tightening Torque (daN.m)	Threads					
	M3 x0.5	M5 x0.8	G1/8	G1/4	G3/8	G1/2
	0.05	0.1	0.4	0.5	0.6	0.7

Reliable performance is dependent upon the type of fluid conveyed, component materials and tubing being used.
Use is guaranteed with a vacuum of 755 mm Hg (99% vacuum).

Component Materials



Silicone-free

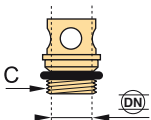
Regulations

ISO 14743: Pneumatic fluid power, push-in connectors for thermoplastic tubes
DI: 97/23/EC (PED)

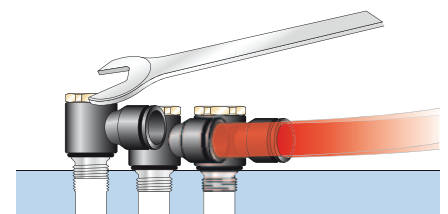
DI: 2002/95/EC (RoHS)
2011/65/EC
DI: 1907/2006 (REACH)

Installation Configurations

Thread and bore diameters for part numbers 3524 - 3527 - 3528 - 3529:


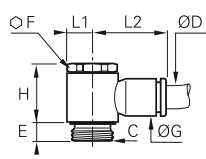



Thread (C)	M5x0.8	G1/8	G1/4	G3/8	G1/2
DN	2.5	5.5	8.5	11	13




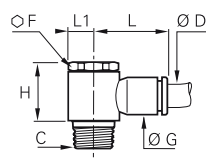

Banjo Fittings

3118 Single Banjo, Male BSPP and Metric Thread

	 <p>Technical polymer, nickel-plated brass, NBR</p>	ØD	C		E	F	G	H	L1	L2	kg
		3	M3x0.5	3118 03 09*	3	-	8.5	13	5	16	0.005
			M5x0.8	3118 03 19*	4	-	8.5	13	5	16	0.005
			M5x0.8	3118 04 19*	4	-	8.5	13	5	16.5	0.004
			G1/8	3118 04 10	4	13	8.5	17	7	18.5	0.012
			M5x0.8	3118 06 19*	4	-	10.5	13	7	18.5	0.004
			G1/8	3118 06 10	4	13	10.5	17	7	20	0.013
			G1/4	3118 06 13	5.5	17	10.5	21	9.5	22	0.023
			G1/8	3118 08 10	4	13	13.5	16.5	7	25	0.013
			G1/4	3118 08 13	5.5	17	13.5	21	9	27	0.024
			G3/8	3118 08 17	5.5	20	13.5	24.5	11	29	0.038
			G1/4	3118 10 13	5.5	17	16	21	9.5	29	0.025
			G3/8	3118 10 17	5.5	20	16	24.5	11	31	0.039
			G1/2	3118 10 21	8	25	19	27.5	13.5	36.5	0.083
			G3/8	3118 12 17	5.5	20	19	24.5	11	34.5	0.044
			G1/2	3118 12 21	8	25	19	27.5	13.5	36.5	0.074


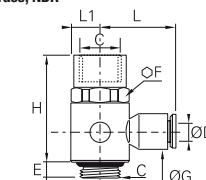

*With screwdriver slot

3018 Single Banjo, Male BSPT Thread

	 <p>Technical polymer, nickel-plated brass, NBR</p>	ØD	C		F	G	H	L	L1	kg
		4	R1/8	3018 04 10	13	8.5	18.5	18.5	7	0.015
			R1/8	3018 06 10	13	10.5	18.5	20	7	0.015
			R1/4	3018 06 13	17	10.5	22.5	22	9.5	0.029
			R1/8	3018 08 10	13	13.5	18.5	25	7	0.016
			R1/4	3018 08 13	17	13.5	22.5	27	9.5	0.030
			R3/8	3018 08 17	21	13.5	26.5	29	11	0.047
			R1/4	3018 10 13	17	16	22.5	29	9.5	0.032
			R3/8	3018 10 17	21	16	26.5	31	11	0.048
			R1/4	3018 12 13	21	19	26.5	34.5	11	0.052
			R3/8	3018 12 17	21	19	26.5	34.5	11	0.050
			R1/2	3018 12 21	25	19	30	37	13.5	0.086


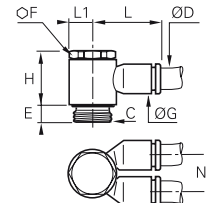

Pre-coated thread

3124 Single Banjo, Male/Female BSPP and Metric Thread

	 <p>Technical polymer, nickel-plated brass, NBR</p>	ØD	C		E	F	G	H	L	L1	kg
		4	M5x0.8	3124 04 19	4	8	8.5	19	16	5	0.006
			G1/8	3124 04 10	4	13	8.5	25.5	18.5	7	0.015
			G1/4	3124 06 13	5.5	17	10.5	33	22	9	0.030
			G3/8	3124 08 17	5.5	20	13.5	37.5	29	11	0.056


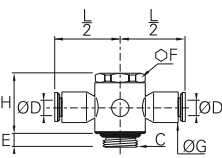

This product family was developed to allow assembly of a function fitting on a cylinder.

3149 Twin Banjo, Male BSPP and Metric Thread

	 <p>Technical polymer, nickel-plated brass, NBR</p>	ØD	C		E	F	G	H	L	L1	N	kg
		4	M5x0.8	3149 04 19*	4	-	8.5	13	16	4.5	9	0.005
			G1/8	3149 04 10	4	13	10.5	16.5	18.5	7	11.5	0.018
			G1/8	3149 06 10	4	13	10.5	16.5	18.5	7	11.5	0.014
			G1/4	3149 06 13	5.5	17	13.5	21	27	9.5	14.5	0.035
			G1/4	3149 08 13	5.5	17	13.5	21	27	9.5	14.5	0.026
			G3/8	3149 08 17	5.5	20	16	24.5	31	11	17	0.053
			G3/8	3149 10 17	5.5	20	16	24.5	31	11	17	0.042

*With screwdriver slot

3119 Double Banjo, BSPP and Metric Thread

	 <p>Technical polymer, nickel-plated brass, NBR</p>	ØD	C		E	F	G	H	L/2	kg
		4	M5x0.8	3119 04 19*	4	-	8.5	13	8	0.005
			G1/8	3119 04 10	4	13	11	17	20	0.021
			G1/8	3119 06 10	4	13	11	17	20	0.024
			G1/4	3119 06 13	5.5	17	13.5	21	26.5	0.031
			G1/4	3119 08 13	5.5	17	13.5	21	27	0.033
			G3/8	3119 08 17	5.5	20	16	24.5	30.5	0.053
			G3/8	3119 10 17	5.5	20	16	24.5	31	0.045

*With screwdriver slot

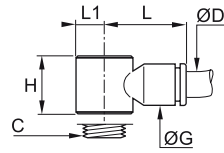
Banjo Fittings

3538

Single Banjo Bodies



Technical polymer, NBR



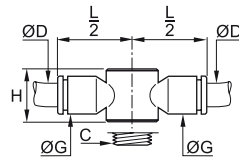
ØD	C		G	H	L	L1	kg
3	M5x0.8	3538 03 19	8.5	13	16	5	0.003
	M5x0.8	3538 04 19	8.5	13	16	5	0.001
4	G1/8	3538 04 10	10.5	14.5	18.5	7	0.002
	M5x0.8	3538 06 19	11	13	18.5	5	0.001
6	G1/8	3538 06 10	10.5	14.5	20	7	0.002
	G1/4	3538 06 13	13.5	18	22	9.5	0.003
8	G1/8	3538 08 10	13.5	14.5	25	7	0.003
	G1/4	3538 08 13	13.5	18	27	9.5	0.004
	G3/8	3538 08 17	13.5	21.5	29	11.5	0.009
10	G1/4	3538 10 13	16	18	29	9.5	0.005
	G3/8	3538 10 17	16	21.5	31	11.5	0.006
	G1/2	3538 10 21	19	22.5	36.5	13.5	0.019
12	G3/8	3538 12 17	19	21.5	34.5	11.5	0.011
	G1/2	3538 12 21	19	22.5	36.5	13.5	0.015

3539

Double Banjo Bodies



Technical polymer, NBR



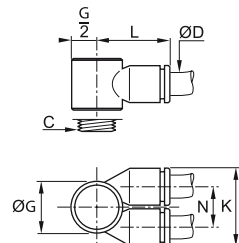
ØD	C		G	H	L/2	kg
4	M5x0.8	3539 04 19	8.5	13	16	0.002
	G1/8	3539 04 10	10.5	14.4	20	0.008
6	G1/8	3539 06 10	10.5	14.4	20	0.011
	G1/4	3539 06 13	13.5	18	26	0.014
8	G1/4	3539 08 13	13.5	18	27	0.013
	G3/8	3539 08 17	16	21.5	30.5	0.020
10	G3/8	3539 10 17	16	21.5	31	0.016

3549

Twin Banjo Bodies




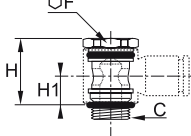

Technical polymer, NBR



ØD	C		G	K	L	N	kg
4	M5x0.8	3549 04 19	10	17.5	15.5	9	0.003
	G1/8	3549 04 10	14	22.5	20	12	0.007
	G1/4	3549 04 13	18.5	28	25	14.5	0.019
6	G1/8	3549 06 10	14	22.5	20.5	12	0.003
	G1/4	3549 06 13	18.5	28	25	14.5	0.017
8	G3/8	3549 06 17	22.5	33	28.5	17	0.013
	G1/4	3549 08 13	18.5	28	26	14.5	0.010
10	G3/8	3549 08 17	22.5	33	29.5	17	0.020
	G3/8	3549 10 17	22.5	33	29.5	17	0.016


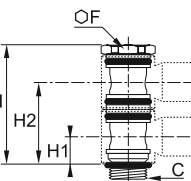

Modular Banjo Fittings

3527 Single Banjo Bolts, Male BSPP and Metric Thread

	Nickel-plated brass, NBR 	C		F	H	H1	kg
		M5x0.8	3527 00 19*	-	17	7.5	0.003
		G1/8	3527 00 10	13	17	7.5	0.011
		G1/4	3527 00 13	17	21	9.5	0.020
		G3/8	3527 00 17	20	24.5	11	0.033
		G1/2	3527 00 21	25	27.5	11.5	0.063


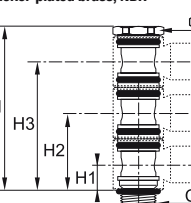

*With screwdriver slot
Full bore

3528 Stacking Banjo for 2 Body High Modules, Male BSPP and Metric Thread

	Nickel-plated brass, NBR 	C		F	H	H1	H2	kg
		M5x0.8	3528 00 19*	-	24.5	7.5	18.5	0.005
		G1/8	3528 00 10	13	31	7.5	22	0.017
		G1/4	3528 00 13	17	39	9.5	27.5	0.031
		G3/8	3528 00 17	20	46	11	32.5	0.053


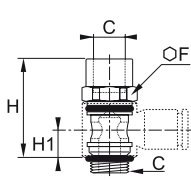

*With screwdriver slot
Full bore
Designed for use with 2 banjo bodies

3529 Stacking Banjo for 3 Body High Modules, Male BSPP Thread

	Nickel-plated brass, NBR 	C		F	H	H1	H2	H3	kg
		G1/8	3529 00 10	13	45.5	7.5	22	36	0.023
		G1/4	3529 00 13	17	54	9.5	27.5	45.5	0.042
		G3/8	3529 00 17	20	67.5	11	32.5	54	0.069

Full bore
Designed for use with 3 banjo bodies


3524 Threaded Banjo Bolts, Male/Female BSPP and Metric Thread

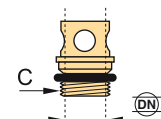
	Nickel-plated brass, NBR 	C		F	H	H1	kg
		M5x0.8	3524 00 19	8	17	7.5	0.005
		G1/8	3524 00 10	13	24.5	7.5	0.013
		G1/4	3524 00 13	17	33	9.5	0.027
		G3/8	3524 00 17	20	37.5	11	0.038
		G1/2	3524 00 21	26	42	11.5	0.067

Full bore

Banjo bolts 3527, 3528, 3529 and 3524 are only usable in association with the corresponding bodies for modular construction 3538, 3539 and 3549.

Thread and passage size for part numbers 3527, 3528, 3529 and 3524.

Thread	M5x0.8	G1/8	G1/4	G3/8	G1/2
	2.5	5.5	8.5	11	13



Modular Plug-In Connectors

These connectors allow a **maximum number of tube connections** in a **minimum of space**. Parker Legris offers an **ergonomic solution** to enable quick connection for the most complex installations.

Product Advantages

Panel-Mounted | Panel mounted to a machine or bulkhead
 Reduced risk of incorrect assembly
 Possible to connect in-line
 Plated metal joiners and clips for reinforcement

In-Line | Locating pin prevents incorrect assembly
 Cap guides the tubes and protects connections
 Aluminium and technical polymer components
 Bulkhead mountable
 Customised multi-connectors upon request

DIN Rail | Used alongside electrical connectors
 Pressure indication
 Can be clipped side-by-side into a DIN rail profile [or Ω
 Channels or slots for labels for tube identification



Robotics
 Automotive Process
 Pneumatics
 Semi-Conductors
 Textile
 Packaging

Applications

Technical Characteristics

Compatible Fluids	Compressed air Other fluids: please consult us
Working Pressure	Vacuum to 10 bar
Working Temperature	-20°C to +80°C

Reliable performance is dependent upon the type of fluid conveyed, component materials and tubing being used.
 Use is guaranteed with a vacuum of 755 mm Hg (99% vacuum).

Component Materials

- Multi-connectors:**
- panel-mounted: zinc-plated steel, technical polymer
 - in-line: aluminium, technical polymer
 - DIN rail: technical polymer

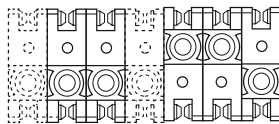
Connections: LF 3000®



Silicone-free

Installation Configurations

Panel-Mounted



Standard assembly Customised assembly

A box contains:

- 10 units
- 20 joining clips and 4 end pins
- 4 mounting brackets
- 4 coupling clips
- 1 dismantling tool

The module is constructed from a number of symmetrical components connected by joining clips. A coupling clip locks the module closed. A dismantling tool allows disconnection.

Maximum 5 modules recommended for the mating module; the fixed module is not limited.


In-Line



Regulations


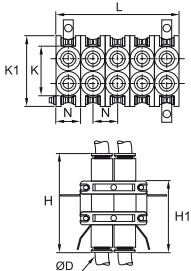

ISO 14743: Pneumatic fluid power, push-in connectors for thermoplastic tubes
 DI: 97/23/EC (PED)
 DI: 2002/95/EC (RoHS), 2011/65/EC
 DI: 1907/2006 (REACH)

DIN Rail Connector




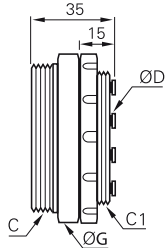

Modular Plug-In Connectors

3300 Modular Plug-In Connector

	Technical polymer, NBR 	ØD		B	H	H1	K	K1	L	L1	L2	N	kg
		4	3300 04 00	21	40.5	29.5	32	20	55	22	6	11	0.078
		6	3300 06 00	28	48	38.5	39	27.5	70	28	7.5	14	0.213
		8	3300 08 00	28	50	39	39	27.5	70	28	7.5	14	0.025


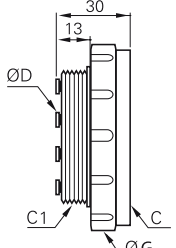

Clearance hole for Ø3 mm screw

3320 Multi-Connector Male Screw Body

	Technical polymer, NBR 	ØD	C	C1		Number of Outlets	G	kg
		4	M38x1.5	M32x1.5	3320 04 00 02	2	42	0.046
			M46x1.5	M40x1.5	3320 04 00 04	4	50	0.070
			M46x1.5	M40x1.5	3320 04 00 07	7	50	0.072
			M65x1.5	M58x1.5	3320 04 00 12	12	70	0.136
		6	M38x1.5	M32x1.5	3320 06 00 02	2	42	0.050
			M46x1.5	M40x1.5	3320 06 00 04	4	50	0.070
			M46x1.5	M40x1.5	3320 06 00 07	7	50	0.070
			M38x1.5	M32x1.5	3320 08 00 02	2	45	0.050


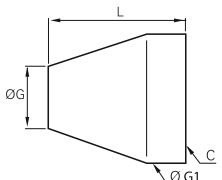

The number of male body outlets must correspond to the same number of outlets on the female body.

3321 Multi-Connector Female Screw Body

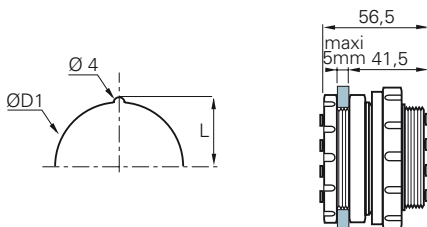
	Technical polymer, NBR 	ØD	C	C1		Number of Outlets	G	kg
		4	M38x1.5	M32x1.5	3321 04 00 02	2	45	0.040
			M46x1.5	M40x1.5	3321 04 00 04	4	55	0.065
			M46x1.5	M40x1.5	3321 04 00 07	7	55	0.063
			M65x1.5	M58x1.5	3321 04 00 12	12	75	0.124
		6	M38x1.5	M32x1.5	3321 06 00 02	2	45	0.043
			M46x1.5	M40x1.5	3321 06 00 04	4	55	0.066
			M46x1.5	M40x1.5	3321 06 00 07	7	55	0.064
			M38x1.5	M32x1.5	3321 08 00 02	2	45	0.039

The number of female body outlets must correspond to the same number of outlets on the male body.

3329 Multi-Connector Screw Cap

	Technical polymer 	C		Number of Outlets	G	G1	L	kg
		M32x1.5	3329 00 01	2	32	42	50	0.043
		M40x1.5	3329 00 02	4-7	35	50	55	0.058
		M58x1.5	3329 00 03	12	34	70	70	0.139

Overall Dimensions for Bulkhead Mounting



Number of Outlets	L	ØD1
2	17	32.5
4-7	21	40.5
12	30.3	58.5

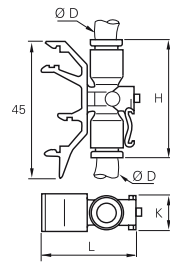
Modular Plug-In Connectors

3379

DIN Rail Connector for 2 Tubes



Technical polymer, NBR



$\varnothing D$



H K L kg

4	3379 04 00	34.5	11	39.5	0.016
6	3379 06 00	34.5	11	39.5	0.026
8	3379 08 00	46	13	44.5	0.034

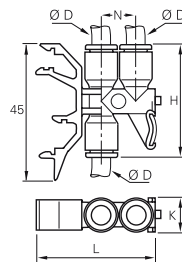
Start pressure test point on the system

3381

DIN Rail Connector for 3 Tubes



Technical polymer, NBR



$\varnothing D$



H K L N kg

4	3381 04 00	36.5	11	39.5	11.5	0.012
6	3381 06 00	36.5	11	39.5	11.5	0.008
8	3381 08 00	46	13	44.5	14.5	0.013

Start pressure test point on the system



IP 65
24 V DC
R 480 007 195
Pe max = 10 bar

Self-Sealing and Oscillating Fittings

Parker Legris has developed these two **innovative** push-in fittings in order to integrate various functions and allow **quick installation** on pneumatic circuits.

Product Advantages

Self-Sealing Fittings

Prevents fluid flow when there is no tube connected
Circuits may remain pressurised when being checked and maintained
When connected, the compressed air flow is restored in both directions

Oscillating Fittings

Rotation matched to cylinder rod stroke
Prevents tube wear due to excessive flexing
Optimum reliability and durability
Simplifies circuit assembly



Robotics
Automotive Process
Pneumatics
Semi-Conductors
Textile
Packaging

Applications

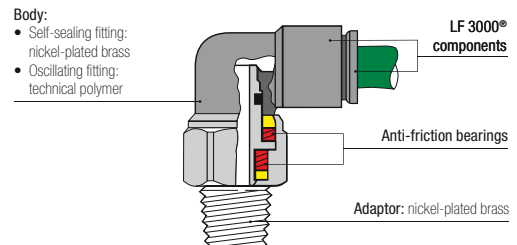
Technical Characteristics

Compatible Fluids	Compressed air Other fluids: please consult us
Working Pressure	Vacuum to 20 bar (10 bar: self-sealing fitting)
Working Temperature	-20°C to +80°C

Reliable performance is dependent upon the type of fluid conveyed, component materials and tubing being used.
Use is guaranteed with a vacuum of 755 mm Hg (99% vacuum).

Component Materials

Swivel Fitting



Silicone-free

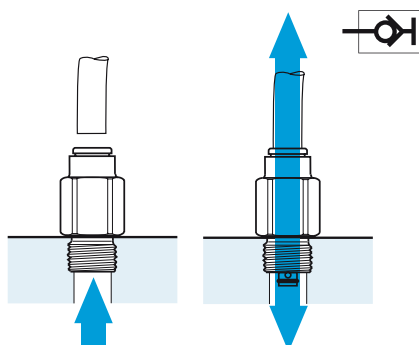
Regulations

ISO 14743: Pneumatic fluid power, push-in connectors for thermoplastic tubes
DI: 97/23/EC (PED)

DI: 2002/95/EC (RoHS),
2011/65/EC
DI: 1907/2006 (REACH)

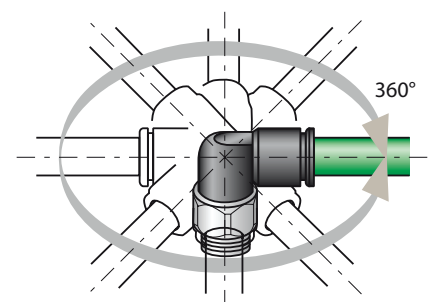
Installation Configurations

Self-Sealing Fitting




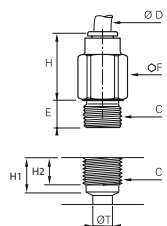

Oscillating Fitting

Tube O.D. (mm)	Torque (daN.m)	Max. Rotation Speed (turn/min.)
4	<math> < 2.5 \cdot 10^{-3}</math>	190
6	<math> < 4 \cdot 10^{-3}</math>	160
8	<math> < 7 \cdot 10^{-3}</math>	120
10	<math> < 11 \cdot 10^{-3}</math>	90
12	<math> < 16 \cdot 10^{-3}</math>	80


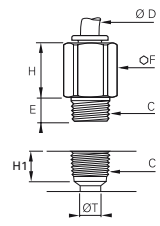



Self-Sealing and Oscillating Fittings


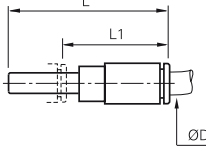

3391 Self-Sealing Stud Fitting, Male BSPP Thread

	Nickel-plated brass, NBR 	ØD	C		E	F	H	H1	H2	ØT	kg
		4	G1/8	3391 04 10	5	13	18	7.5	6	5	0.017
		6	G1/8	3391 06 10	5	14	19.5	9	6	7.5	0.019
		8	G1/8	3391 08 10	5	14	29.5	10	6	7.5	0.025
			G1/4	3391 08 13	5.5	16	25.5	11	8	9	0.032
10	G3/8	3391 10 17	5.5	20	27.5	13	11	10	0.055		
Maximum working pressure: 10 bar											


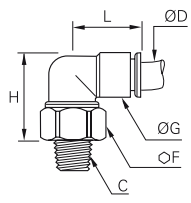

3091 Self-Sealing Stud Fitting, Male BSPT Thread

	Nickel-plated brass, NBR 	ØD	C		E	F	H	H1	ØT	kg	
		4	R1/8	3091 04 10	7.5	12	18	9.5	5	0.015	
		6	R1/8	3091 06 10	7.5	13	19.5	9.5	7.5	0.015	
		8	R1/8	3091 08 10	6.5	14	25	10.5	7.5	0.024	
			R1/4	3091 08 13	11	14	25.5	13.5	9	0.021	
10	R3/8	3091 10 17	11.5	17	27.5	14	10	0.035			
Maximum working pressure: 10 bar Pre-coated thread											


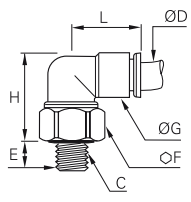

3160 Self-Sealing Plug-In Fitting

	Technical polymer, NBR 	ØD		L	L1	kg
		4	3160 04 00	46	33.5	0.006
		6	3160 06 00	53.5	31	0.009
		8	3160 08 00	58	31	0.014

3159 Oscillating Elbow, Male BSPT Thread

	Technical polymer, nickel-plated brass, NBR 	ØD	C		F	G	H	L	kg
		4	R1/8	3159 04 10	12	11	22	17.5	0.012
			R1/8	3159 06 10	14	14	26.5	20.5	0.014
		6	R1/4	3159 06 13	14	14	23.5	20.5	0.022
			R1/8	3159 08 10	17	16	32	23.5	0.036
		8	R1/4	3159 08 13	17	16	29	23.5	0.037
			R3/8	3159 08 17	17	16	25	23.5	0.033
		10	R1/4	3159 10 13	19	19.5	37.5	29	0.053
			R3/8	3159 10 17	19	19.5	33.5	29	0.045
		12	R1/4	3159 12 13	21	22	44.5	33.5	0.080
			R3/8	3159 12 17	21	22	41	33.5	0.070
		Pre-coated thread							

3189 Oscillating Elbow, Male BSPP and Metric Thread

	Technical polymer, nickel-plated brass, NBR 	ØD	C		E	F	G	H	L	kg
		4	M5x0.8	3189 04 19	3	12	11	24.5	17.5	0.012
			G1/8	3189 04 10	5	13	11	23	17.5	0.013
			M5x0.8	3189 06 19	3	12	14	27.5	20.5	0.017
		6	G1/8	3189 06 10	5	14	14	27	20.5	0.019
			G1/4	3189 06 13	5.5	16	14	25.5	20.5	0.023
		8	G1/8	3189 08 10	5	17	16	31.5	23.5	0.034
			G1/4	3189 08 13	5.5	17	16	31	23.5	0.034
		8	G1/4	3189 08 13	5.5	17	16	31	23.5	0.034
			G3/8	3189 08 17	5.5	20	16	29.5	23.5	0.042
		10	G1/4	3189 10 13	5.5	19	19.5	39	29	0.058
			G3/8	3189 10 17	5.5	20	19.5	37	29	0.050
		12	G1/4	3189 12 13	5.5	21	22	46.5	33.5	0.074
			G3/8	3189 12 17	5.5	21	22	45.5	33.5	0.072

Accessories for Push-In Fittings

Parker Legris has designed these different accessories to improve **safety** and circuit **identification**.

Product Advantages

Safety | Protection of operators and equipment
Prevents accidental disconnection
Disconnection only possible with tooling
Resistance to grease and cleaning agents

Ergonomic | Colour-coding for fluid circuit identification (6 colours)
Setting and fixing of your circuits thanks to clips and release button covers
Easy disconnection with tool where access is difficult
Adapted to meet all installation configurations



Robotics
Automotive Process
Pneumatics
Semi-Conductors
Textile
Water Treatment
Beverage Dispensers

Applications

Technical Characteristics

Compatible Ranges	LF 3000®, LIQUIfit®
Working Temperature	-20°C to +95°C
Materials	Tamper-proof safety clip, release button cover, clip: technical polymer Reducer and plug: nickel-plated brass

Installation Process

Tamper-Proof Safety Clip



Coloured Release Button Covers

Coloured release button covers can be mounted on LF 3000® and LIQUIfit® fittings, supplied fitted with manual release buttons.

5 colours are available and allows colour coding to be used throughout circuits.



Disconnection Tool

In cases where access is difficult, this tool can be particularly useful.



Clip Strips

Clips are also designed to fix LF 3000® fittings in series within a minimum of space.



The complete range of accessories can be found in Chapter 9.

Accessories for Push-In Fittings

3130 Tamper-Proof Safety Clip

Technical polymer	ØD							H	K	kg
	4	3130 04 01	3130 04 02	3130 04 03	3130 04 04	3130 04 05	3130 04 10	6.6	3	0.001
	6	3130 06 01	3130 06 02	3130 06 03	3130 06 04	3130 06 05	3130 06 10	7.8	3.1	0.001
	8	3130 08 01	3130 08 02	3130 08 03	3130 08 04	3130 08 05	3130 08 10	9.5	4.3	0.001
	10	3130 10 01	3130 10 02	3130 10 03	3130 10 04	3130 10 05	3130 10 10	10.8	4.2	0.002
	12	3130 12 01	3130 12 02	3130 12 03	3130 12 04	3130 12 05	3130 12 10	12.5	5.1	0.003
	14	3130 14 01	3130 14 02	3130 14 03	3130 14 04	3130 14 05	3130 14 10	15	6	0.004

CLIP Clip Strip for Tubes and Fittings

Technical polymer	ØD		H	K	N	kg
	4	CLIP 04 00	9	13.5	10.5	0.007
	6	CLIP 06 00	10.5	13	10.5	0.004
	8	CLIP 08 00	12.5	10.5	12	0.007
	10	CLIP 10 00	14	12	15	0.005
	12	CLIP 12 00	16.5	14	16.5	0.009
	14	CLIP 14 00	18	16	20.5	0.008

Delivered in boxes of 10 strips of the same diameter (complete with selftapping screws of 95 mm length)

3000 Disconnection Tool

Treated steel	H	H1	L	kg
	25	20	96	0.021

3000 70 00

For disconnecting LF 3000® tubing/fittings where access is difficult, we recommend the use of this disconnection tool.

3110 Coloured Release Button Covers

Technical polymer	ØD						kg
	4	3110 04 00	3110 04 02	3110 04 03	3110 04 04	3110 04 05	0.001
	6	3110 06 00	3110 06 02	3110 06 03	3110 06 04	3110 06 05	0.001
	8	3110 08 00	3110 08 02	3110 08 03	3110 08 04	3110 08 05	0.001
	10	3110 10 00	3110 10 02	3110 10 03	3110 10 04	3110 10 05	0.001
	12	3110 12 00	3110 12 02	3110 12 03	3110 12 04	3110 12 05	0.001
	14	3110 14 00	3110 14 02	3110 14 03	3110 14 04	3110 14 05	0.002

0178 Reducer, Male/Female BSPP and Metric Thread

Nickel-plated brass, NBR	C1	C2		E	F	L	kg
	M7x1	M5x0.8	0178 55 19	5	10	12	0.005
	G1/8	M5x0.8	0178 10 19	5	13	9	0.006
	G1/4	G1/8	0178 13 10	5.5	16	9.5	0.006
	G3/8	G1/8	0178 17 10	5.5	20	10.5	0.016
	G1/2	G1/4	0178 21 13	7.5	24	12.5	0.024
	G3/8	G1/4	0178 21 17	7.5	24	12.5	0.016
	G3/4	G1/2	0178 27 21	7.5	32	13.5	0.035

With integrated O-ring seal

0222 Internal Hex Plug, Male BSPP and Metric Thread

Nickel-plated brass, NBR	C		E	F	F1	H	kg
	M5x0.8	0222 19 00	3.5	8	2.5	7	0.002
	M7x1	0222 55 00	5	10	3	8.5	0.003
	G1/8	0222 10 00	5	13	5	8.5	0.006
	G1/4	0222 13 00	5.5	16	6	9.5	0.010
	G3/8	0222 17 00	5.5	20	8	10.5	0.019
	G1/2	0222 21 00	7.5	24	10	12	0.030

With integrated O-ring seal